



## Spa Pro Bromine Tablets

### POPS Group (The POPS Group Pty Ltd as Trustee for The Pool Shops Trust)

Chemwatch: 11-32173

Version No: 5.1

Safety Data Sheet according to WHS Regulations (Hazardous Chemicals) Amendment 2020 and ADG requirements

Chemwatch Hazard Alert Code: 3

Issue Date: 24/03/2023

Print Date: 29/03/2023

L.GHS.AUS.EN.E

## SECTION 1 Identification of the substance / mixture and of the company / undertaking

### Product Identifier

Product name	Spa Pro Bromine Tablets
Chemical Name	Not Applicable
Synonyms	Not Available
Proper shipping name	OXIDISING SOLID, CORROSIVE, N.O.S. (contains 1-bromo-3-chloro-5,5-dimethylhydantoin)
Chemical formula	Not Applicable
Other means of identification	Not Available

### Relevant identified uses of the substance or mixture and uses advised against

Relevant identified uses	Spa disinfectant. Use according to manufacturer's directions.
--------------------------	--

### Details of the manufacturer or supplier of the safety data sheet

Registered company name	POPS Group (The POPS Group Pty Ltd as Trustee for The Pool Shops Trust)
Address	10-12 Cairns Street Loganholme QLD 4129 Australia
Telephone	+61 7 3209 7884
Fax	+61 7 3209 8635
Website	<a href="http://www.poolpro.com.au/">http://www.poolpro.com.au/</a>
Email	office@poolpro.com.au

### Emergency telephone number

Association / Organisation	IXOM
Emergency telephone numbers	+61 3 9663 2130 (International) (24 hours)
Other emergency telephone numbers	+61 1800 033 111

## SECTION 2 Hazards identification

### Classification of the substance or mixture

Poisons Schedule	S5
Classification [1]	Oxidizing Solids Category 2, Acute Toxicity (Oral) Category 4, Skin Corrosion/Irritation Category 1B, Sensitisation (Skin) Category 1, Serious Eye Damage/Eye Irritation Category 1, Acute Toxicity (Inhalation) Category 4, Carcinogenicity Category 2, Hazardous to the Aquatic Environment Acute Hazard Category 1
Legend:	1. Classified by Chemwatch; 2. Classification drawn from HCIS; 3. Classification drawn from Regulation (EU) No 1272/2008 - Annex VI

### Label elements

Hazard pictogram(s)	
Signal word	Danger

### Hazard statement(s)

H272	May intensify fire; oxidiser.
H302	Harmful if swallowed.

Spa Pro Bromine Tablets

H314	Causes severe skin burns and eye damage.
H317	May cause an allergic skin reaction.
H332	Harmful if inhaled.
H351	Suspected of causing cancer.
H400	Very toxic to aquatic life.

Precautionary statement(s) Prevention

P201	Obtain special instructions before use.
P210	Keep away from heat, hot surfaces, sparks, open flames and other ignition sources. No smoking.
P260	Do not breathe dust/fume.
P264	Wash all exposed external body areas thoroughly after handling.
P271	Use only outdoors or in a well-ventilated area.
P280	Wear protective gloves, protective clothing, eye protection and face protection.
P220	Keep away from clothing and other combustible materials.
P270	Do not eat, drink or smoke when using this product.
P273	Avoid release to the environment.
P272	Contaminated work clothing should not be allowed out of the workplace.

Precautionary statement(s) Response

P301+P330+P331	IF SWALLOWED: Rinse mouth. Do NOT induce vomiting.
P303+P361+P353	IF ON SKIN (or hair): Take off immediately all contaminated clothing. Rinse skin with water [or shower].
P305+P351+P338	IF IN EYES: Rinse cautiously with water for several minutes. Remove contact lenses, if present and easy to do. Continue rinsing.
P308+P313	IF exposed or concerned: Get medical advice/ attention.
P310	Immediately call a POISON CENTER/doctor/physician/first aider.
P370+P378	In case of fire: Use water jets to extinguish.
P302+P352	IF ON SKIN: Wash with plenty of water.
P363	Wash contaminated clothing before reuse.
P333+P313	If skin irritation or rash occurs: Get medical advice/attention.
P362+P364	Take off contaminated clothing and wash it before reuse.
P391	Collect spillage.
P301+P312	IF SWALLOWED: Call a POISON CENTER/doctor/physician/first aider if you feel unwell.
P304+P340	IF INHALED: Remove person to fresh air and keep comfortable for breathing.

Precautionary statement(s) Storage

P405	Store locked up.
------	------------------

Precautionary statement(s) Disposal

P501	Dispose of contents/container to authorised hazardous or special waste collection point in accordance with any local regulation.
------	--

SECTION 3 Composition / information on ingredients

Substances

See section below for composition of Mixtures

Mixtures

CAS No	%[weight]	Name
16079-88-2	>90	1-bromo-3-chloro-5,5-dimethylhydantoin
<b>Legend:</b>	1. Classified by Chemwatch; 2. Classification drawn from HCIS; 3. Classification drawn from Regulation (EU) No 1272/2008 - Annex VI; 4. Classification drawn from C&L; * EU IOELVs available	

SECTION 4 First aid measures

Description of first aid measures

<b>Eye Contact</b>	<p>If this product comes in contact with the eyes:</p> <ul style="list-style-type: none"> <li>▶ Immediately hold eyelids apart and flush the eye continuously with running water.</li> <li>▶ Ensure complete irrigation of the eye by keeping eyelids apart and away from eye and moving the eyelids by occasionally lifting the upper and lower lids.</li> <li>▶ Continue flushing until advised to stop by the Poisons Information Centre or a doctor, or for at least 15 minutes.</li> <li>▶ Transport to hospital or doctor without delay.</li> <li>▶ Removal of contact lenses after an eye injury should only be undertaken by skilled personnel.</li> </ul>
<b>Skin Contact</b>	<p>If skin or hair contact occurs:</p> <ul style="list-style-type: none"> <li>▶ Immediately flush body and clothes with large amounts of water, using safety shower if available.</li> <li>▶ Quickly remove all contaminated clothing, including footwear.</li> <li>▶ Wash skin and hair with running water. Continue flushing with water until advised to stop by the Poisons Information Centre.</li> <li>▶ Transport to hospital, or doctor.</li> </ul>

<b>Inhalation</b>	<ul style="list-style-type: none"> <li>▶ If fumes or combustion products are inhaled remove from contaminated area.</li> <li>▶ Lay patient down. Keep warm and rested.</li> <li>▶ Prostheses such as false teeth, which may block airway, should be removed, where possible, prior to initiating first aid procedures.</li> <li>▶ Apply artificial respiration if not breathing, preferably with a demand valve resuscitator, bag-valve mask device, or pocket mask as trained. Perform CPR if necessary.</li> <li>▶ Transport to hospital, or doctor.</li> <li>▶ Inhalation of vapours or aerosols (mists, fumes) may cause lung oedema.</li> <li>▶ Corrosive substances may cause lung damage (e.g. lung oedema, fluid in the lungs).</li> <li>▶ As this reaction may be delayed up to 24 hours after exposure, affected individuals need complete rest (preferably in semi-recumbent posture) and must be kept under medical observation even if no symptoms are (yet) manifested.</li> <li>▶ Before any such manifestation, the administration of a spray containing a dexamethasone derivative or beclomethasone derivative may be considered.</li> </ul> <p><b>This must definitely be left to a doctor or person authorised by him/her.</b> (ICSC13719)</p>
<b>Ingestion</b>	<ul style="list-style-type: none"> <li>▶ For advice, contact a Poisons Information Centre or a doctor at once.</li> <li>▶ Urgent hospital treatment is likely to be needed.</li> <li>▶ <b>If swallowed do NOT induce vomiting.</b></li> <li>▶ If vomiting occurs, lean patient forward or place on left side (head-down position, if possible) to maintain open airway and prevent aspiration.</li> <li>▶ Observe the patient carefully.</li> <li>▶ Never give liquid to a person showing signs of being sleepy or with reduced awareness; i.e. becoming unconscious.</li> <li>▶ Give water to rinse out mouth, then provide liquid slowly and as much as casualty can comfortably drink.</li> <li>▶ Transport to hospital or doctor without delay.</li> </ul>

### Indication of any immediate medical attention and special treatment needed

Excellent warning properties force rapid escape of personnel from chlorine vapour thus most inhalations are mild to moderate. If escape is not possible, exposure to high concentrations for a very short time can result in dyspnea, haemophysis and cyanosis with later complications being tracheobroncho-pneumonitis and pulmonary oedema. Oxygen, intermittent positive pressure breathing apparatus and aerosolised bronchodilators are of therapeutic value where chlorine inhalation has been light to moderate. Severe inhalation should result in hospitalisation and treatment for a respiratory emergency.

Any chlorine inhalation in an individual with compromised pulmonary function (COPD) should be regarded as a severe inhalation and a respiratory emergency. [CCINFO, Dow 1988] Effects from exposure to chlorine gas include pulmonary oedema which may be delayed. Observation in hospital for 48 hours is recommended

Diagnosed asthmatics and those people suffering from certain types of chronic bronchitis should receive medical approval before being employed in occupations involving chlorine exposure.

If burn is present, treat as any thermal burn, after decontamination.

For acute or short term repeated exposures to strong acids:

- ▶ Airway problems may arise from laryngeal edema and inhalation exposure. Treat with 100% oxygen initially.
- ▶ Respiratory distress may require cricothyroidotomy if endotracheal intubation is contraindicated by excessive swelling
- ▶ Intravenous lines should be established immediately in all cases where there is evidence of circulatory compromise.
- ▶ Strong acids produce a coagulation necrosis characterised by formation of a coagulum (eschar) as a result of the desiccating action of the acid on proteins in specific tissues.

INGESTION:

- ▶ Immediate dilution (milk or water) within 30 minutes post ingestion is recommended.
- ▶ **DO NOT attempt to neutralise the acid since exothermic reaction may extend the corrosive injury.**
- ▶ Be careful to avoid further vomit since re-exposure of the mucosa to the acid is harmful. Limit fluids to one or two glasses in an adult.
- ▶ Charcoal has no place in acid management.
- ▶ Some authors suggest the use of lavage within 1 hour of ingestion.

SKIN:

- ▶ Skin lesions require copious saline irrigation. Treat chemical burns as thermal burns with non-adherent gauze and wrapping.
- ▶ Deep second-degree burns may benefit from topical silver sulfadiazine.

EYE:

- ▶ Eye injuries require retraction of the eyelids to ensure thorough irrigation of the conjunctival cul-de-sacs. Irrigation should last at least 20-30 minutes. **DO NOT use neutralising agents or any other additives.** Several litres of saline are required.
- ▶ Cycloplegic drops, (1% cyclopentolate for short-term use or 5% homatropine for longer term use) antibiotic drops, vasoconstrictive agents or artificial tears may be indicated dependent on the severity of the injury.
- ▶ Steroid eye drops should only be administered with the approval of a consulting ophthalmologist).

[Ellenhorn and Barceloux: Medical Toxicology]

Depending on the degree of exposure, periodic medical examination is indicated. The symptoms of lung oedema often do not manifest until a few hours have passed and they are aggravated by physical effort. Rest and medical observation is therefore essential. Immediate administration of an appropriate spray, by a doctor or a person authorised by him/her should be considered.

(ICSC24419/24421)

## SECTION 5 Firefighting measures

### Extinguishing media

FOR SMALL FIRE:

- ▶ USE FLOODING QUANTITIES OF WATER.
- ▶ **DO NOT use dry chemical, CO<sub>2</sub>, foam or halogenated-type extinguishers.**

FOR LARGE FIRE

- ▶ Flood fire area with water from a protected position

### Special hazards arising from the substrate or mixture

<b>Fire Incompatibility</b>	<ul style="list-style-type: none"> <li>▶ Avoid storage with reducing agents.</li> <li>▶ Avoid any contamination of this material as it is very reactive and any contamination is potentially hazardous</li> </ul>
-----------------------------	---

### Advice for firefighters

<b>Fire Fighting</b>	<ul style="list-style-type: none"> <li>▶ Alert Fire Brigade and tell them location and nature of hazard.</li> <li>▶ May be violently or explosively reactive.</li> <li>▶ Wear full body protective clothing with breathing apparatus.</li> <li>▶ Prevent, by any means available, spillage from entering drains or water courses.</li> <li>▶ Fight fire from a safe distance, with adequate cover.</li> <li>▶ Extinguishers should be used only by trained personnel.</li> <li>▶ Use water delivered as a fine spray to control fire and cool adjacent area.</li> <li>▶ <b>DO NOT</b> approach containers suspected to be hot.</li> <li>▶ Cool fire exposed containers with water spray from a protected location.</li> </ul>
----------------------	---

	<ul style="list-style-type: none"> <li>▶ If safe to do so, remove containers from path of fire.</li> <li>▶ If fire gets out of control withdraw personnel and warn against entry.</li> <li>▶ Equipment should be thoroughly decontaminated after use.</li> </ul>
<b>Fire/Explosion Hazard</b>	<ul style="list-style-type: none"> <li>▶ Combustible.</li> <li>▶ Slight fire hazard when exposed to heat or flame.</li> <li>▶ Acids may react with metals to produce hydrogen, a highly flammable and explosive gas.</li> <li>▶ Heating may cause expansion or decomposition leading to violent rupture of containers.</li> <li>▶ May emit acrid smoke and corrosive fumes.</li> </ul> <p>Combustion products include:</p> <p>carbon monoxide (CO) carbon dioxide (CO<sub>2</sub>) hydrogen chloride phosgene nitrogen oxides (NO<sub>x</sub>) other pyrolysis products typical of burning organic material.</p>
<b>HAZCHEM</b>	1W

## SECTION 6 Accidental release measures

### Personal precautions, protective equipment and emergency procedures

See section 8

### Environmental precautions

See section 12

### Methods and material for containment and cleaning up

<b>Minor Spills</b>	<ul style="list-style-type: none"> <li>▶ Drains for storage or use areas should have retention basins for pH adjustments and dilution of spills before discharge or disposal of material.</li> <li>▶ Check regularly for spills and leaks.</li> <li>▶ Clean up all spills immediately.</li> <li>▶ No smoking, naked lights, ignition sources.</li> <li>▶ Avoid all contact with any organic matter including fuel, solvents, sawdust, paper or cloth and other incompatible materials, as ignition may result.</li> <li>▶ Avoid breathing dust or vapours and all contact with skin and eyes.</li> <li>▶ Control personal contact with the substance, by using protective equipment.</li> <li>▶ Contain and absorb spill with dry sand, earth, inert material or vermiculite.</li> <li>▶ <b>DO NOT use sawdust as fire may result.</b></li> <li>▶ Scoop up solid residues and seal in labelled drums for disposal.</li> <li>▶ Neutralise/decontaminate area.</li> </ul>
<b>Major Spills</b>	<ul style="list-style-type: none"> <li>▶ Clear area of personnel and move upwind.</li> <li>▶ Alert Fire Brigade and tell them location and nature of hazard.</li> <li>▶ May be violently or explosively reactive.</li> <li>▶ Wear full body protective clothing with breathing apparatus.</li> <li>▶ Prevent, by any means available, spillage from entering drains or water courses.</li> <li>▶ No smoking, flames or ignition sources.</li> <li>▶ Increase ventilation.</li> <li>▶ Contain spill with sand, earth or other clean, inert materials.</li> <li>▶ <b>NEVER USE</b> organic absorbents such as sawdust, paper or cloth.</li> <li>▶ Use spark-free and explosion-proof equipment.</li> <li>▶ Collect any recoverable product into labelled containers for possible recycling.</li> <li>▶ Avoid contamination with organic matter to prevent subsequent fire and explosion.</li> <li>▶ <b>DO NOT mix fresh with recovered material.</b></li> <li>▶ Collect residues and seal in labelled drums for disposal.</li> <li>▶ Wash area and prevent runoff into drains.</li> <li>▶ Decontaminate equipment and launder all protective clothing before storage and re-use.</li> <li>▶ If contamination of drains or waterways occurs advise emergency services.</li> </ul>

Personal Protective Equipment advice is contained in Section 8 of the SDS.

## SECTION 7 Handling and storage

### Precautions for safe handling

<b>Safe handling</b>	<p>For oxidisers, including peroxides.</p> <ul style="list-style-type: none"> <li>· Avoid personal contact and inhalation of dust, mist or vapours.</li> <li>· Provide adequate ventilation.</li> <li>· Always wear protective equipment and wash off any spillage from clothing.</li> <li>· Keep material away from light, heat, flammables or combustibles.</li> <li>· Keep cool, dry and away from incompatible materials.</li> <li>· Avoid physical damage to containers.</li> <li>· <b>DO NOT repack or return unused portions to original containers.</b> Withdraw only sufficient amounts for immediate use.</li> <li>· Use only minimum quantity required.</li> <li>· Avoid using solutions of peroxides in volatile solvents. Solvent evaporation should be controlled to avoid dangerous concentration of the peroxide.</li> <li>· <b>Do NOT allow oxidisers to contact iron or compounds of iron, cobalt, or copper, metal oxide salts, acids or bases.</b></li> <li>· <b>Do NOT use metal spatulas to handle oxidisers</b></li> <li>· <b>Do NOT use glass containers with screw cap lids or glass stoppers.</b></li> <li>· <b>Store peroxides at the lowest possible temperature, consistent with their solubility and freezing point.</b></li> <li>· <b>CAUTION: Do NOT store liquids or solutions of peroxides at a temperature below that at which the oxidiser freezes or precipitates. Peroxides, in particular, in this form are extremely shock and heat-sensitive. Refrigerated storage of peroxides must ONLY be in explosion-proof units.</b></li> <li>· The hazards and consequences of fires and explosions during synthesis and use of oxidisers is widely recognised; spontaneous or induced decomposition may culminate in a variety of ways, ranging from moderate gassing to spontaneous ignition or explosion. The heat released from spontaneous decomposition of an energy-rich compound causes a rise in the surrounding temperature; the temperature will rise until thermal</li> </ul>
----------------------	---

	<p>balance is established or until the material heats to decomposition,</p> <ul style="list-style-type: none"> <li>· The most effective means for minimising the consequences of an accident is to limit quantities to a practical minimum. Even gram-scale explosions can be serious. Once ignited the burning of peroxides cannot be controlled and the area should be evacuated.</li> <li>· Unless there is compelling reason to do otherwise, peroxide concentration should be limited to 10% (or less with vigorous reactants). Peroxide concentration is rarely as high as 1% in the reaction mixture of polymerisation or other free-radical reactions,</li> <li>· Oxidisers should be added slowly and cautiously to the reaction medium. This should be completed prior to heating and with good agitation.</li> <li>· Addition of oxidisers to the hot monomer is extremely dangerous. A violent reaction (e.g., fire or explosion) can result from inadvertent mixing of promoters (frequently used with peroxides in polymerisation systems) with full-strength oxidisers</li> <li>· Organic peroxides are very sensitive to contamination (especially heavy-metal compounds, metal oxide salts, alkaline materials including amines, strong acids, and many varieties of dust and dirt). This can initiate rapid, uncontrolled decomposition of peroxides and possible generation of intense heat, fire or explosion. The consequences of accidental contamination from returning withdrawn material to the storage container can be disastrous.</li> <li>· When handling <b>NEVER</b> smoke, eat or drink.</li> <li>· Always wash hands with soap and water after handling.</li> <li>· Use only good occupational work practice.</li> <li>· Observe manufacturer's storage and handling recommendations contained within this MSDS. <ul style="list-style-type: none"> <li>▶ Organic powders when finely divided over a range of concentrations regardless of particulate size or shape and suspended in air or some other oxidizing medium may form explosive dust-air mixtures and result in a fire or dust explosion (including secondary explosions)</li> <li>▶ Minimise airborne dust and eliminate all ignition sources. Keep away from heat, hot surfaces, sparks, and flame.</li> <li>▶ Establish good housekeeping practices.</li> <li>▶ Remove dust accumulations on a regular basis by vacuuming or gentle sweeping to avoid creating dust clouds.</li> <li>▶ Use continuous suction at points of dust generation to capture and minimise the accumulation of dusts. Particular attention should be given to overhead and hidden horizontal surfaces to minimise the probability of a "secondary" explosion. According to NFPA Standard 654, dust layers 1/32 in. (0.8 mm) thick can be sufficient to warrant immediate cleaning of the area.</li> <li>▶ Do not use air hoses for cleaning.</li> <li>▶ Minimise dry sweeping to avoid generation of dust clouds. Vacuum dust-accumulating surfaces and remove to a chemical disposal area. Vacuums with explosion-proof motors should be used.</li> <li>▶ Control sources of static electricity. Dusts or their packages may accumulate static charges, and static discharge can be a source of ignition.</li> <li>▶ Solids handling systems must be designed in accordance with applicable standards (e.g. NFPA including 654 and 77) and other national guidance.</li> <li>▶ Do not empty directly into flammable solvents or in the presence of flammable vapors.</li> <li>▶ The operator, the packaging container and all equipment must be grounded with electrical bonding and grounding systems. Plastic bags and plastics cannot be grounded, and antistatic bags do not completely protect against development of static charges.</li> </ul> </li> </ul> <p>Empty containers may contain residual dust which has the potential to accumulate following settling. Such dusts may explode in the presence of an appropriate ignition source.</p> <ul style="list-style-type: none"> <li>▶ <b>Do NOT cut, drill, grind or weld such containers.</b></li> <li>▶ In addition ensure such activity is not performed near full, partially empty or empty containers without appropriate workplace safety authorisation or permit.</li> </ul>
Other information	<ul style="list-style-type: none"> <li>▶ Store in original containers.</li> <li>▶ Keep containers securely sealed as supplied.</li> <li>▶ Store in a cool, well ventilated area.</li> <li>▶ Keep dry.</li> <li>▶ Store under cover and away from sunlight.</li> <li>▶ Store away from flammable or combustible materials, debris and waste. Contact may cause fire or violent reaction.</li> <li>▶ Store away from incompatible materials and foodstuff containers.</li> <li>▶ <b>DO NOT stack on wooden floors or pallets.</b></li> <li>▶ Protect containers from physical damage.</li> <li>▶ Check regularly for leaks.</li> <li>▶ Observe manufacturer's storage and handling recommendations contained within this SDS.</li> </ul> <p>In addition, Goods of Class 5.1, packing group II should be:</p> <ul style="list-style-type: none"> <li>▶ stored in piles so that</li> <li>▶ the height of the pile does not exceed 1 metre</li> <li>▶ the maximum quantity in a pile or building does not exceed 1000 tonnes unless the area is provided with automatic fire extinguishers</li> <li>▶ the maximum height of a pile does not exceed 3 metres where the room is provided with automatic fire extinguishers or 2 meters if not.</li> <li>▶ the minimum distance between piles is not less than 2 metres where the room is provided with automatic fire extinguishers or 3 meters if not.</li> <li>▶ the minimum distance to walls is not less than 1 metre.</li> </ul>

#### Conditions for safe storage, including any incompatibilities

Suitable container	<p>1kg, 2kg,4kg,10kg,20kg, 25kg</p> <ul style="list-style-type: none"> <li>▶ <b>DO NOT</b> repack. Use containers supplied by manufacturer only.</li> </ul> <p>For low viscosity materials</p> <ul style="list-style-type: none"> <li>▶ Drums and jerricans must be of the non-removable head type.</li> <li>▶ Where a can is to be used as an inner package, the can must have a screwed enclosure.</li> </ul> <p>For materials with a viscosity of at least 2680 cSt. (23 deg. C) and solids:</p> <ul style="list-style-type: none"> <li>▶ Removable head packaging and</li> <li>▶ cans with friction closures may be used.</li> </ul> <p>-</p> <p>Where combination packages are used, and the inner packages are of glass, there must be sufficient inert cushioning material in contact with inner and outer packages *.</p> <p>-</p> <p>In addition, where inner packagings are glass and contain liquids of packing group I and II there must be sufficient inert absorbent to absorb any spillage *.</p> <p>-</p> <p>* unless the outer packaging is a close fitting moulded plastic box and the substances are not incompatible with the plastic.</p>
Storage incompatibility	<ul style="list-style-type: none"> <li>▶ Contact with acids produces toxic fumes</li> <li>▶ Reacts with mild steel, galvanised steel / zinc producing hydrogen gas which may form an explosive mixture with air.</li> <li>▶ Avoid any contamination of this material as it is very reactive and any contamination is potentially hazardous</li> <li>▶ Segregate from alcohol, water.</li> <li>▶ Avoid strong bases.</li> <li>▶ Inorganic reducing agents react with oxidizing agents to generate heat and products that may be flammable, combustible, or otherwise reactive. Their reactions with oxidizing agents may be violent.</li> <li>▶ Avoid storage with reducing agents.</li> </ul>

#### SECTION 8 Exposure controls / personal protection

Spa Pro Bromine Tablets

Control parameters

Occupational Exposure Limits (OEL)

INGREDIENT DATA

Not Available

Emergency Limits

Ingredient	TEEL-1	TEEL-2	TEEL-3
1-bromo-3-chloro-5,5-dimethylhydantoin	4.2 mg/m3	46 mg/m3	280 mg/m3

Ingredient	Original IDLH	Revised IDLH
1-bromo-3-chloro-5,5-dimethylhydantoin	Not Available	Not Available

Occupational Exposure Banding

Ingredient	Occupational Exposure Band Rating	Occupational Exposure Band Limit
1-bromo-3-chloro-5,5-dimethylhydantoin	D	> 0.01 to ≤ 0.1 mg/m³

**Notes:** Occupational exposure banding is a process of assigning chemicals into specific categories or bands based on a chemical's potency and the adverse health outcomes associated with exposure. The output of this process is an occupational exposure band (OEB), which corresponds to a range of exposure concentrations that are expected to protect worker health.

MATERIAL DATA

Exposure controls

Appropriate engineering controls	<p>Engineering controls are used to remove a hazard or place a barrier between the worker and the hazard. Well-designed engineering controls can be highly effective in protecting workers and will typically be independent of worker interactions to provide this high level of protection. The basic types of engineering controls are:</p> <p>Process controls which involve changing the way a job activity or process is done to reduce the risk.</p> <p>Enclosure and/or isolation of emission source which keeps a selected hazard "physically" away from the worker and ventilation that strategically "adds" and "removes" air in the work environment. Ventilation can remove or dilute an air contaminant if designed properly. The design of a ventilation system must match the particular process and chemical or contaminant in use.</p> <p>Employers may need to use multiple types of controls to prevent employee overexposure.</p> <ul style="list-style-type: none"> <li>▶ Local exhaust ventilation is required where solids are handled as powders or crystals; even when particulates are relatively large, a certain proportion will be powdered by mutual friction.</li> <li>▶ Exhaust ventilation should be designed to prevent accumulation and recirculation of particulates in the workplace.</li> <li>▶ If in spite of local exhaust an adverse concentration of the substance in air could occur, respiratory protection should be considered. Such protection might consist of:                             <ul style="list-style-type: none"> <li>(a): particle dust respirators, if necessary, combined with an absorption cartridge;</li> <li>(b): filter respirators with absorption cartridge or canister of the right type;</li> <li>(c): fresh-air hoods or masks                                     <ul style="list-style-type: none"> <li>▶ Build-up of electrostatic charge on the dust particle, may be prevented by bonding and grounding.</li> <li>▶ Powder handling equipment such as dust collectors, dryers and mills may require additional protection measures such as explosion venting.</li> </ul> </li> </ul> </li> </ul> <p>Air contaminants generated in the workplace possess varying "escape" velocities which, in turn, determine the "capture velocities" of fresh circulating air required to efficiently remove the contaminant.</p>															
	<table border="1"> <thead> <tr> <th>Type of Contaminant:</th> <th>Air Speed:</th> </tr> </thead> <tbody> <tr> <td>direct spray, spray painting in shallow booths, drum filling, conveyer loading, crusher dusts, gas discharge (active generation into zone of rapid air motion)</td> <td>1-2.5 m/s (200-500 ft/min)</td> </tr> <tr> <td>grinding, abrasive blasting, tumbling, high speed wheel generated dusts (released at high initial velocity into zone of very high rapid air motion).</td> <td>2.5-10 m/s (500-2000 ft/min)</td> </tr> </tbody> </table> <p>Within each range the appropriate value depends on:</p> <table border="1"> <thead> <tr> <th>Lower end of the range</th> <th>Upper end of the range</th> </tr> </thead> <tbody> <tr> <td>1: Room air currents minimal or favourable to capture</td> <td>1: Disturbing room air currents</td> </tr> <tr> <td>2: Contaminants of low toxicity or of nuisance value only</td> <td>2: Contaminants of high toxicity</td> </tr> <tr> <td>3: Intermittent, low production.</td> <td>3: High production, heavy use</td> </tr> <tr> <td>4: Large hood or large air mass in motion</td> <td>4: Small hood-local control only</td> </tr> </tbody> </table> <p>Simple theory shows that air velocity falls rapidly with distance away from the opening of a simple extraction pipe. Velocity generally decreases with the square of distance from the extraction point (in simple cases). Therefore the air speed at the extraction point should be adjusted, accordingly, after reference to distance from the contaminating source. The air velocity at the extraction fan, for example, should be a minimum of 4-10 m/s (800-2000 ft/min) for extraction of crusher dusts generated 2 metres distant from the extraction point. Other mechanical considerations, producing performance deficits within the extraction apparatus, make it essential that theoretical air velocities are multiplied by factors of 10 or more when extraction systems are installed or used.</p>	Type of Contaminant:	Air Speed:	direct spray, spray painting in shallow booths, drum filling, conveyer loading, crusher dusts, gas discharge (active generation into zone of rapid air motion)	1-2.5 m/s (200-500 ft/min)	grinding, abrasive blasting, tumbling, high speed wheel generated dusts (released at high initial velocity into zone of very high rapid air motion).	2.5-10 m/s (500-2000 ft/min)	Lower end of the range	Upper end of the range	1: Room air currents minimal or favourable to capture	1: Disturbing room air currents	2: Contaminants of low toxicity or of nuisance value only	2: Contaminants of high toxicity	3: Intermittent, low production.	3: High production, heavy use	4: Large hood or large air mass in motion
Type of Contaminant:	Air Speed:															
direct spray, spray painting in shallow booths, drum filling, conveyer loading, crusher dusts, gas discharge (active generation into zone of rapid air motion)	1-2.5 m/s (200-500 ft/min)															
grinding, abrasive blasting, tumbling, high speed wheel generated dusts (released at high initial velocity into zone of very high rapid air motion).	2.5-10 m/s (500-2000 ft/min)															
Lower end of the range	Upper end of the range															
1: Room air currents minimal or favourable to capture	1: Disturbing room air currents															
2: Contaminants of low toxicity or of nuisance value only	2: Contaminants of high toxicity															
3: Intermittent, low production.	3: High production, heavy use															
4: Large hood or large air mass in motion	4: Small hood-local control only															

Individual protection measures, such as personal protective equipment	
---	---

Eye and face protection	<ul style="list-style-type: none"> <li>▶ Chemical goggles.</li> <li>▶ Full face shield may be required for supplementary but never for primary protection of eyes.</li> <li>▶ Contact lenses may pose a special hazard; soft contact lenses may absorb and concentrate irritants. A written policy document, describing the wearing of lenses or restrictions on use, should be created for each workplace or task. This should include a review of lens absorption and adsorption for the class of chemicals in use and an account of injury experience. Medical and first-aid personnel should be trained in their removal and suitable equipment should be readily available. In the event of chemical exposure, begin eye irrigation immediately and remove contact lens as soon as practicable. Lens should be removed at the first signs of eye redness or irritation - lens should be removed in a clean environment only after workers have washed hands thoroughly. [CDC NIOSH Current Intelligence Bulletin 59], [AS/NZS 1336 or national equivalent]</li> </ul>
-------------------------	--

<b>Skin protection</b>	See Hand protection below
<b>Hands/feet protection</b>	<ul style="list-style-type: none"> <li>▶ Wear chemical protective gloves, e.g. PVC.</li> <li>▶ Wear safety footwear or safety gumboots, e.g. Rubber</li> </ul> <p><b>NOTE:</b></p> <ul style="list-style-type: none"> <li>▶ The material may produce skin sensitisation in predisposed individuals. Care must be taken, when removing gloves and other protective equipment, to avoid all possible skin contact.</li> <li>▶ Contaminated leather items, such as shoes, belts and watch-bands should be removed and destroyed.</li> </ul> <p>The selection of suitable gloves does not only depend on the material, but also on further marks of quality which vary from manufacturer to manufacturer. Where the chemical is a preparation of several substances, the resistance of the glove material can not be calculated in advance and has therefore to be checked prior to the application.</p> <p>The exact break through time for substances has to be obtained from the manufacturer of the protective gloves and has to be observed when making a final choice.</p> <p>Personal hygiene is a key element of effective hand care. Gloves must only be worn on clean hands. After using gloves, hands should be washed and dried thoroughly. Application of a non-perfumed moisturiser is recommended.</p> <p>Suitability and durability of glove type is dependent on usage. Important factors in the selection of gloves include:</p> <ul style="list-style-type: none"> <li>· frequency and duration of contact,</li> <li>· chemical resistance of glove material,</li> <li>· glove thickness and</li> <li>· dexterity</li> </ul> <p>Select gloves tested to a relevant standard (e.g. Europe EN 374, US F739, AS/NZS 2161.1 or national equivalent).</p> <ul style="list-style-type: none"> <li>· When prolonged or frequently repeated contact may occur, a glove with a protection class of 5 or higher (breakthrough time greater than 240 minutes according to EN 374, AS/NZS 2161.10.1 or national equivalent) is recommended.</li> <li>· When only brief contact is expected, a glove with a protection class of 3 or higher (breakthrough time greater than 60 minutes according to EN 374, AS/NZS 2161.10.1 or national equivalent) is recommended.</li> <li>· Some glove polymer types are less affected by movement and this should be taken into account when considering gloves for long-term use.</li> <li>· Contaminated gloves should be replaced.</li> </ul> <p>As defined in ASTM F-739-96 in any application, gloves are rated as:</p> <ul style="list-style-type: none"> <li>· Excellent when breakthrough time &gt; 480 min</li> <li>· Good when breakthrough time &gt; 20 min</li> <li>· Fair when breakthrough time &lt; 20 min</li> <li>· Poor when glove material degrades</li> </ul> <p>For general applications, gloves with a thickness typically greater than 0.35 mm, are recommended.</p> <p>It should be emphasised that glove thickness is not necessarily a good predictor of glove resistance to a specific chemical, as the permeation efficiency of the glove will be dependent on the exact composition of the glove material. Therefore, glove selection should also be based on consideration of the task requirements and knowledge of breakthrough times.</p> <p>Glove thickness may also vary depending on the glove manufacturer, the glove type and the glove model. Therefore, the manufacturers technical data should always be taken into account to ensure selection of the most appropriate glove for the task.</p> <p>Note: Depending on the activity being conducted, gloves of varying thickness may be required for specific tasks. For example:</p> <ul style="list-style-type: none"> <li>· Thinner gloves (down to 0.1 mm or less) may be required where a high degree of manual dexterity is needed. However, these gloves are only likely to give short duration protection and would normally be just for single use applications, then disposed of.</li> <li>· Thicker gloves (up to 3 mm or more) may be required where there is a mechanical (as well as a chemical) risk i.e. where there is abrasion or puncture potential</li> </ul> <p>Gloves must only be worn on clean hands. After using gloves, hands should be washed and dried thoroughly. Application of a non-perfumed moisturiser is recommended.</p> <ul style="list-style-type: none"> <li>▶ <b>DO NOT wear cotton or cotton-backed gloves.</b></li> <li>▶ <b>DO NOT wear leather gloves.</b></li> <li>▶ Promptly hose all spills off leather shoes or boots or ensure that such footwear is protected with PVC over-shoes.</li> </ul>
<b>Body protection</b>	See Other protection below
<b>Other protection</b>	<ul style="list-style-type: none"> <li>▶ Overalls.</li> <li>▶ PVC Apron.</li> <li>▶ PVC protective suit may be required if exposure severe.</li> <li>▶ Eyewash unit.</li> <li>▶ Ensure there is ready access to a safety shower.</li> <li>▶ Some plastic personal protective equipment (PPE) (e.g. gloves, aprons, overshoes) are not recommended as they may produce static electricity.</li> <li>▶ For large scale or continuous use wear tight-weave non-static clothing (no metallic fasteners, cuffs or pockets).</li> <li>▶ Non sparking safety or conductive footwear should be considered. Conductive footwear describes a boot or shoe with a sole made from a conductive compound chemically bound to the bottom components, for permanent control to electrically ground the foot an shall dissipate static electricity from the body to reduce the possibility of ignition of volatile compounds. Electrical resistance must range between 0 to 500,000 ohms. Conductive shoes should be stored in lockers close to the room in which they are worn. Personnel who have been issued conductive footwear should not wear them from their place of work to their homes and return.</li> </ul>

## Respiratory protection

Type AB-P Filter of sufficient capacity. (AS/NZS 1716 & 1715, EN 143:2000 & 149:2001, ANSI Z88 or national equivalent)

Selection of the Class and Type of respirator will depend upon the level of breathing zone contaminant and the chemical nature of the contaminant. Protection Factors (defined as the ratio of contaminant outside and inside the mask) may also be important.

Required minimum protection factor	Maximum gas/vapour concentration present in air p.p.m. (by volume)	Half-face Respirator	Full-Face Respirator
up to 10	1000	AB-AUS / Class1 P2	-
up to 50	1000	-	AB-AUS / Class 1 P2
up to 50	5000	Airline *	-
up to 100	5000	-	AB-2 P2
up to 100	10000	-	AB-3 P2
100+			Airline**

\* - Continuous Flow \*\* - Continuous-flow or positive pressure demand

A(All classes) = Organic vapours, B AUS or B1 = Acid gasses, B2 = Acid gas or hydrogen cyanide(HCN), B3 = Acid gas or hydrogen cyanide(HCN), E = Sulfur dioxide(SO<sub>2</sub>), G = Agricultural chemicals, K = Ammonia(NH<sub>3</sub>), Hg = Mercury, NO = Oxides of nitrogen, MB = Methyl bromide, AX = Low boiling point organic compounds(below 65 degC)

76ab-p()

· Respirators may be necessary when engineering and administrative controls do not adequately prevent exposures.

· The decision to use respiratory protection should be based on professional judgment that takes into account toxicity information, exposure measurement data, and frequency and likelihood of the worker's exposure - ensure users are not subject to high thermal loads which may result in heat stress or distress due to personal protective equipment (powered,

Continued...

positive flow, full face apparatus may be an option).

- Published occupational exposure limits, where they exist, will assist in determining the adequacy of the selected respiratory protection. These may be government mandated or vendor recommended.
- Certified respirators will be useful for protecting workers from inhalation of particulates when properly selected and fit tested as part of a complete respiratory protection program.
- Where protection from nuisance levels of dusts are desired, use type N95 (US) or type P1 (EN143) dust masks. Use respirators and components tested and approved under appropriate government standards such as NIOSH (US) or CEN (EU)
- Use approved positive flow mask if significant quantities of dust becomes airborne.
- Try to avoid creating dust conditions.

## SECTION 9 Physical and chemical properties

### Information on basic physical and chemical properties

<b>Appearance</b>	White to off white tablet with faint halogen odour; miscible with water.		
<b>Physical state</b>	Divided Solid	<b>Relative density (Water = 1)</b>	0.9
<b>Odour</b>	Not Available	<b>Partition coefficient n-octanol / water</b>	Not Available
<b>Odour threshold</b>	Not Available	<b>Auto-ignition temperature (°C)</b>	Not Available
<b>pH (as supplied)</b>	Not Available	<b>Decomposition temperature (°C)</b>	Not Available
<b>Melting point / freezing point (°C)</b>	160	<b>Viscosity (cSt)</b>	Not Available
<b>Initial boiling point and boiling range (°C)</b>	Not Available	<b>Molecular weight (g/mol)</b>	Not Applicable
<b>Flash point (°C)</b>	Not Available	<b>Taste</b>	Not Available
<b>Evaporation rate</b>	Not Available	<b>Explosive properties</b>	Not Available
<b>Flammability</b>	Not Available	<b>Oxidising properties</b>	Not Available
<b>Upper Explosive Limit (%)</b>	Not Available	<b>Surface Tension (dyn/cm or mN/m)</b>	Not Applicable
<b>Lower Explosive Limit (%)</b>	Not Available	<b>Volatile Component (%vol)</b>	Not Available
<b>Vapour pressure (kPa)</b>	Not Available	<b>Gas group</b>	Not Available
<b>Solubility in water</b>	Miscible	<b>pH as a solution (1%)</b>	Not Available
<b>Vapour density (Air = 1)</b>	Not Available	<b>VOC g/L</b>	Not Available

## SECTION 10 Stability and reactivity

<b>Reactivity</b>	See section 7
<b>Chemical stability</b>	<ul style="list-style-type: none"> <li>Unstable in the presence of incompatible materials.</li> <li>Product is considered stable under normal handling conditions.</li> <li>Prolonged exposure to heat.</li> <li>Hazardous polymerisation will not occur.</li> </ul>
<b>Possibility of hazardous reactions</b>	See section 7
<b>Conditions to avoid</b>	See section 7
<b>Incompatible materials</b>	See section 7
<b>Hazardous decomposition products</b>	See section 5

## SECTION 11 Toxicological information

### Information on toxicological effects

<b>Inhaled</b>	<p>Inhalation of dusts, generated by the material, during the course of normal handling, may be harmful. Persons with impaired respiratory function, airway diseases and conditions such as emphysema or chronic bronchitis, may incur further disability if excessive concentrations of particulate are inhaled.</p> <p>If prior damage to the circulatory or nervous systems has occurred or if kidney damage has been sustained, proper screenings should be conducted on individuals who may be exposed to further risk if handling and use of the material result in excessive exposures.</p> <p>Chlorine vapour is extremely irritating to the upper respiratory tract and lungs</p> <p>Symptoms of exposure to chlorine include coughing, choking, breathing difficulty, chest pain, headache, vomiting, pulmonary oedema. Inhalation may cause lung congestion, bronchitis and loss of consciousness. Effects may be delayed. Delayed effects of exposure to chlorine vapour can include shortness of breath, violent headaches, pulmonary oedema and pneumonia.</p> <p>Earlier reports suggested that concentrations around 5 ppm chlorine caused respiratory complaints, corrosion of the teeth, inflammation of the mucous membranes of the nose and increased susceptibility to tuberculosis in chronically-exposed workers. Recent studies have not confirmed these findings. Concentrations too low to effect the lower respiratory tract may however irritate the eyes, nose and throat.</p> <p>Amongst 29 volunteers exposed at 0.5, 1 or 2 ppm chlorine for 4 to 8 hours the following responses were recorded: itching or burning of the nose, itching or burning of the throat, production of tears, urge to cough, runny nose, nausea, headache, general discomfort, dizziness, drowsiness and shortness of breath</p> <p>Acidic corrosives produce respiratory tract irritation with coughing, choking and mucous membrane damage. Symptoms of exposure may include dizziness, headache, nausea and weakness. In more severe exposures, pulmonary oedema may be evident either immediately or after a latent period of 5-72 hours. Symptoms of pulmonary oedema include a tightness in the chest, dyspnoea, frothy sputum and cyanosis. Examination may reveal hypotension, a weak and rapid pulse and moist rates. Death, due to anoxia, may occur several hours after onset of the pulmonary oedema.</p>
----------------	---



<b>Ingestion</b>	Accidental ingestion of the material may be harmful; animal experiments indicate that ingestion of less than 150 gram may be fatal or may produce serious damage to the health of the individual. The material can produce chemical burns within the oral cavity and gastrointestinal tract following ingestion.
<b>Skin Contact</b>	The material can produce chemical burns following direct contact with the skin. Open cuts, abraded or irritated skin should not be exposed to this material Skin contact with acidic corrosives may result in pain and burns; these may be deep with distinct edges and may heal slowly with the formation of scar tissue. Solution of material in moisture on the skin, or perspiration, may markedly increase skin corrosion and accelerate tissue destruction Entry into the blood-stream through, for example, cuts, abrasions, puncture wounds or lesions, may produce systemic injury with harmful effects. Examine the skin prior to the use of the material and ensure that any external damage is suitably protected.
<b>Eye</b>	The material can produce chemical burns to the eye following direct contact. Vapours or mists may be extremely irritating. When applied to the eye(s) of animals, the material produces severe ocular lesions which are present twenty-four hours or more after instillation.
<b>Chronic</b>	<p>On the basis, primarily, of animal experiments, concern has been expressed that the material may produce carcinogenic or mutagenic effects; in respect of the available information, however, there presently exists inadequate data for making a satisfactory assessment. Practical experience shows that skin contact with the material is capable either of inducing a sensitisation reaction in a substantial number of individuals, and/or of producing a positive response in experimental animals. Substances that can cause occupational asthma (also known as asthmagens and respiratory sensitisers) can induce a state of specific airway hyper-responsiveness via an immunological, irritant or other mechanism. Once the airways have become hyper-responsive, further exposure to the substance, sometimes even to tiny quantities, may cause respiratory symptoms. These symptoms can range in severity from a runny nose to asthma. Not all workers who are exposed to a sensitiser will become hyper-responsive and it is impossible to identify in advance who are likely to become hyper-responsive. Substances that can cause occupational asthma should be distinguished from substances which may trigger the symptoms of asthma in people with pre-existing air-way hyper-responsiveness. The latter substances are not classified as asthmagens or respiratory sensitisers Wherever it is reasonably practicable, exposure to substances that can cause occupational asthma should be prevented. Where this is not possible the primary aim is to apply adequate standards of control to prevent workers from becoming hyper-responsive. Activities giving rise to short-term peak concentrations should receive particular attention when risk management is being considered. Health surveillance is appropriate for all employees exposed or liable to be exposed to a substance which may cause occupational asthma and there should be appropriate consultation with an occupational health professional over the degree of risk and level of surveillance. Limited evidence suggests that repeated or long-term occupational exposure may produce cumulative health effects involving organs or biochemical systems. There is some evidence that human exposure to the material may result in developmental toxicity. This evidence is based on animal studies where effects have been observed in the absence of marked maternal toxicity, or at around the same dose levels as other toxic effects but which are not secondary non-specific consequences of the other toxic effects. Exposure to the material may cause concerns for human fertility, on the basis that similar materials provide some evidence of impaired fertility in the absence of toxic effects, or evidence of impaired fertility occurring at around the same dose levels as other toxic effects, but which are not a secondary non-specific consequence of other toxic effects.</p> <p>Repeated or prolonged exposure to acids may result in the erosion of teeth, inflammatory and ulcerative changes in the mouth and necrosis (rarely) of the jaw. Bronchial irritation, with cough, and frequent attacks of bronchial pneumonia may ensue. Gastrointestinal disturbances may also occur. Chronic exposures may result in dermatitis and/or conjunctivitis. The impact of inhaled acidic agents on the respiratory tract depends upon a number of interrelated factors. These include physicochemical characteristics, e.g., gas versus aerosol; particle size (small particles can penetrate deeper into the lung); water solubility (more soluble agents are more likely to be removed in the nose and mouth). Given the general lack of information on the particle size of aerosols involved in occupational exposures to acids, it is difficult to identify their principal deposition site within the respiratory tract. Acid mists containing particles with a diameter of up to a few micrometers will be deposited in both the upper and lower airways. They are irritating to mucous epithelia, they cause dental erosion, and they produce acute effects in the lungs (symptoms and changes in pulmonary function). Asthmatics appear to be at particular risk for pulmonary effects.</p> <p>Long term exposure to high dust concentrations may cause changes in lung function (i.e. pneumoconiosis) caused by particles less than 0.5 micron penetrating and remaining in the lung. A prime symptom is breathlessness. Lung shadows show on X-ray. Chronic poisoning from ionic bromides has historically resulted from medical use of bromides but not from exposure in the environment or workplace. In the absence of other signs of poisoning, there may be depression, hallucinations and schizophrenia-like psychosis. Bromides may also cause sedation, irritability, agitation, delirium, memory loss, confusion, disorientation, forgetfulness, inability to speak, difficulty speaking, weakness, fatigue, a spinning sensation, stupor, coma, decreased appetite, nausea, vomiting, an acne-like rash on the face (bronchoderma), legs and trunk, swelling of the bronchi and a profuse discharge from the nostrils. There may also be inco-ordination and very brisk reflexes. Correlation of nervous system symptoms with blood levels of bromide is inexact. Current day usage of bromides is generally limited to antihistamines such as brompheniramine, which is a covalent compound; ionic compounds are no longer regularly used due to their toxicity. In test animals, brominated vegetable oils (BVOs), historically used as emulsifiers in certain soda-based soft drinks, produced damage to the heart and kidneys in addition to increasing fat deposits in these organs. In extreme cases, BVOs caused testicular damage, stunted growth and produced lethargy and fatigue. Brominism (chronic bromine poisoning) produces slurred speech, apathy, headache, decreased memory, anorexia and drowsiness, psychosis resembling paranoid schizophrenia, and personality changes. Several cases of foetal abnormalities have been described in mothers who took large doses of bromides during pregnancy. Reproductive effects caused by bromide (which crosses the placenta) include central nervous system depression, brominism, and bronchoderma (an acne-like rash) in the newborn. Reduced respiratory capacity may result from chronic low level exposure to chlorine gas. Chronic poisoning may result in coughing, severe chest pains, sore throat and haemoptysis (bloody sputum). Moderate to severe exposures over 3 years produced decreased lung capacity in a number of workers. Delayed effects can include shortness of breath, violent headaches, pulmonary oedema and pneumonia. Amongst chloralkali workers exposed to mean concentrations of 0.15 ppm for an average of 10.9 years a generalised pattern of fatigue (exposures of 0.5 ppm and above) and a modest increased incidence of anxiety and dizziness were recorded. Leukocytosis and a lower haematocrit showed some relation to exposure.</p>

<b>Spa Pro Bromine Tablets</b>	<b>TOXICITY</b>	<b>IRRITATION</b>
	Not Available	Not Available
<b>1-bromo-3-chloro-5,5-dimethylhydantoin</b>	<b>TOXICITY</b>	<b>IRRITATION</b>
	Dermal (rabbit) LD50: >2000 mg/kg <sup>[2]</sup> Oral (Rat) LD50: 1390 mg/kg <sup>[2]</sup>	Primary Skin Irritation Index 6.1 [Manufacturer] Skin (rabbit): SEVERE **

**Legend:** 1. Value obtained from Europe ECHA Registered Substances - Acute toxicity 2. Value obtained from manufacturer's SDS. Unless otherwise specified data extracted from RTECS - Register of Toxic Effect of chemical Substances

<b>1-BROMO-3-CHLORO-5,5-DIMETHYLHYDANTOIN</b>	<p>Positive sensitiser in guinea pig skin assay ** * [Farm Chem. Handbook] ** Red for Halohydantoin</p> <p>The following information refers to contact allergens as a group and may not be specific to this product.</p> <p>Contact allergies quickly manifest themselves as contact eczema, more rarely as urticaria or Quincke's oedema. The pathogenesis of contact eczema involves a cell-mediated (T lymphocytes) immune reaction of the delayed type. Other allergic skin reactions, e.g. contact urticaria, involve antibody-mediated immune reactions. The significance of the contact allergen is not simply determined by its sensitisation potential: the distribution of the substance and the opportunities for contact with it are equally important. A weakly sensitising substance which is widely distributed can be a more important allergen than one with stronger sensitising potential with which few individuals come into contact. From a clinical point of view, substances are noteworthy if they produce an allergic test reaction in more than 1% of the persons tested.</p> <p>No significant acute toxicological data identified in literature search.</p> <p>Asthma-like symptoms may continue for months or even years after exposure to the material ends. This may be due to a non-allergic condition known as reactive airways dysfunction syndrome (RADS) which can occur after exposure to high levels of highly irritating compound. Main criteria for diagnosing RADS include the absence of previous airways disease in a non-atopic individual, with sudden onset of persistent asthma-like symptoms within minutes to hours of a documented exposure to the irritant. Other criteria for diagnosis of RADS include a reversible airflow pattern on lung function tests, moderate to severe bronchial hyperreactivity on methacholine challenge testing, and the lack of minimal lymphocytic inflammation, without eosinophilia. RADS (or asthma) following an irritating inhalation is an infrequent disorder with rates related to the concentration of and duration of exposure to the irritating substance. On the other hand, industrial bronchitis is a disorder that occurs as a result of exposure due to high concentrations of irritating substance (often particles) and is completely reversible after exposure ceases. The disorder is characterized by difficulty breathing, cough and mucus production.</p> <p>for halohydantoin</p> <p><b>Acute toxicity:</b> The halohydantoin were shown to be of low toxicity by the oral and dermal routes of exposure. Acute toxicity by the inhalation route is more significant. The halohydantoin are significant eye and skin irritants. Dermal sensitization has also been observed for some of the halohydantoin compounds.</p> <p>Non-acute toxicity testing of halohydantoin and their breakdown products dimethylhydantoin and ethylmethylhydantoin (DMH/EMH) (including sub chronic, developmental, reproductive, and chronic toxicity testing) all show the presence of non-specific toxicity only at relatively high doses of the test chemical. The primary reason for developing generic data on DMH and EMH rather than the entire halohydantoin molecule is that these ring structures represent the persistent component of the halohydantoin. A secondary reason for evaluating the halohydantoin moieties is that the corrosive properties of the released halogens would limit the amount of chemical that could be administered to laboratory animals; thereby precluding a meaningful evaluation of the halohydantoin moieties</p> <p><b>Developmental and reproductive toxicity</b> data demonstrate no increase in susceptibility to the toxic effects of 5,5-dimethylhydantoin with the exception of one study, where foetal and litter effects (increased incidence of 27th presacral vertebrae) in rabbits were observed at a lower dose level than that which resulted in maternal toxicity (decreased body weight and food consumption during the dosing period) following treatment. The increase of 27th presacral vertebrae is a common variation found in rabbit developmental toxicity studies and was not considered an adverse effect. In a prenatal developmental toxicity study conducted in rabbits with 5-ethyl-5-methylhydantoin, there was no increased susceptibility of the foetuses observed.</p> <p>Available metabolism data indicate that DMH and EMH are excreted unchanged in the rat. However, it is known that hydroxymethylhydantoin are formaldehyde releasers. The DMH portion of the molecule is assumed to behave the same as the hydantoin from the halohydantoin compounds. Any risk associated from the formaldehyde portion of the hydroxymethylhydantoin molecule must be addressed further.</p> <p><b>Carcinogenicity:</b> Cancer studies in rats and mice indicated no systemic effects other than decreased body weight and body weight gains in females (rats) and males (mice) and increased hyperplasia of submandibular lymph nodes in males (rats). No evidence of carcinogenicity of the test material was reported. 5,5-dimethylhydantoin is classified as 'not likely to be a carcinogen based upon the negative evidence for carcinogenicity in both the rat and mouse studies as well as the negative evidence of mutagenicity.</p> <p><b>Mutagenicity:</b> The data on mutagenicity of dimethylhydantoin shows, in large part, negative responses in the studies conducted. Literature reports indicate a positive effect for 2 in vitro mammalian cytogenetic assays in Chinese Hamster Ovary cells</p>	

<b>Acute Toxicity</b>	✔	<b>Carcinogenicity</b>	✔
<b>Skin Irritation/Corrosion</b>	✔	<b>Reproductivity</b>	✘
<b>Serious Eye Damage/Irritation</b>	✔	<b>STOT - Single Exposure</b>	✘
<b>Respiratory or Skin sensitisation</b>	✔	<b>STOT - Repeated Exposure</b>	✘
<b>Mutagenicity</b>	✘	<b>Aspiration Hazard</b>	✘

**Legend:** ✘ – Data either not available or does not fill the criteria for classification  
✔ – Data available to make classification

## SECTION 12 Ecological information

### Toxicity

Spa Pro Bromine Tablets	Endpoint	Test Duration (hr)	Species	Value	Source
	Not Available	Not Available	Not Available	Not Available	Not Available
1-bromo-3-chloro-5,5-dimethylhydantoin	Endpoint	Test Duration (hr)	Species	Value	Source
	LC50	96h	Fish	0.26-0.4mg/L	4
	EC50	48h	Crustacea	0.84-1.04mg/L	4
EC50(ECx)	96h	Crustacea	0.2mg/L	4	

**Legend:** *Extracted from 1. IUCLID Toxicity Data 2. Europe ECHA Registered Substances - Ecotoxicological Information - Aquatic Toxicity 4. US EPA, Ecotox database - Aquatic Toxicity Data 5. ECETOC Aquatic Hazard Assessment Data 6. NITE (Japan) - Bioconcentration Data 7. METI (Japan) - Bioconcentration Data 8. Vendor Data*

Very toxic to aquatic organisms.

Do NOT allow product to come in contact with surface waters or to intertidal areas below the mean high water mark. Do not contaminate water when cleaning equipment or disposing of equipment wash-waters.

Wastes resulting from use of the product must be disposed of on site or at approved waste sites.

For chlorine:

#### Environmental fate:

Atmospheric chlorine produced as a result of such process as disinfection forms hydrochloric (HCl) or hypochlorous (HOCl) acid in the atmosphere, either through reactions with hydroxy radicals or other trace species such as hydrocarbons. These acids are believed to be removed from the atmosphere primarily through precipitation washout (i.e. wet deposition as chlorine is scrubbed out by rain in the subcloud layer) or dry deposition as gaseous chlorine contacts and reacts with the earth's surface.

**Water** chlorination, resulting from municipal and industrial wastewater treatment and cooling water disinfection, initially introduces chlorine into the water as chlorine gas, hypochlorite ion (OCl<sup>-</sup>), or its salt. These forms of chlorine are termed free residual chlorines (FRC). Chlorine in aqueous systems volatilises or quickly decays to residual forms such as

Continued...

hypochlorous acid, chloramine and chlorinated organics. Aquatic chemistry is determined by aquatic factors including pH, ammonium ion (which combines with chlorine to produce chloramine) and certain other reducing agents. Inorganic reducing agents in estuarine waters include sulfur, iron and manganese. Other organic compounds in water also contribute to chlorine decay rate. The reactions of chlorine or hypochlorites in water produce a number of by-products many of which have been implicated as genotoxic or tumourigenic.

Chlorine, added to drinking water as chlorine gas (Cl<sub>2</sub>) or hypochlorite salts (e.g., NaOCl), effectively inactivates bacteria in 20 minutes at concentrations of 0.03 to 0.06 mg/l at pH range of 7.0 to 8.5 and temperature range of 4 deg.C to 22 deg.C.

Chlorine disinfectants in wastewater react with organic matters, giving rise to organic chlorine compounds such as AOX (halogenated organic compounds absorbable on activated carbon), which are toxic for aquatic organisms and are persistent environmental contaminants.

Chlorine hydrolyses very rapidly in water (rate constants range from  $1.5 \times 10^{-4}$  at deg. C to  $4.0 \times 10^{-4}$  at 25 deg.C; half-life in natural waters, 0.005 seconds. In fresh and wastewaters at pH >6, complete hydrolysis occurs with the formation of hypochlorous acid (HOCl) and chloride ion (Cl<sup>-</sup>). The hypochlorous acid ionizes to hydrogen ion (H<sup>+</sup>) and hypochlorite ion (OCl<sup>-</sup>). At pH values >5, OCl<sup>-</sup> predominates; at pH values <5, HOCl predominates. Free chlorine (Cl<sub>2</sub>, HOCl, and OCl<sup>-</sup>) reacts rapidly with inorganics such as bromide and more slowly with organic material present in natural waters. These reactions yield chloride, oxidised organics, chloroorganics (including trihalomethanes), oxygen, nitrogen, chlorate, bromate and bromoorganics.

Chlorines ultimate aqueous fate is chloride.

Vapourisation of molecular chlorine (Cl<sub>2</sub>) from water to the atmosphere may be significant at low pH values and high concentrations (e.g., pH 2 and 3500 mg/l chlorine), but is insignificant at neutral pH and low concentrations.

**Vegetation** acts as an important sink for chlorine air pollution. Plant exposure to elevated levels of chlorine can cause plant injury; however chlorine tends to be rapidly converted to other less toxic forms.

**Atmospheric:** When chlorine, hypochlorous acid or hydrogen chloride mixes in the atmosphere with water vapour, dilute solutions of strong mineral acids are formed that fall to earth as acid rain, snow, and fog, or acidified dry particles.

Chlorine may react with soil components to form chlorides; depending on their water solubility, these chlorides are easily washed out from the soil.

**Bioaccumulation/ bioconcentration:** There is no potential for the bioaccumulation or bioconcentration of chlorine.

#### Ecotoxicity:

Fish LC50 (96 h): 0.015-13.5 mg/l

Chlorine has high acute toxicity to aquatic organisms; many toxicity values are less than or equal to 1 mg/l. Twenty-four-hour LC50 values range from 0.076 to 0.16 mg/l for Daphnia magna (water flea) and from 0.005 to 0.1 mg/l for Daphnia pulex (cladocern); 48-hour LC50 values range from 5.3 to 12.8 mg/l for Nitocra spinipes (snail); and 96-hour LC50 values range from 0.13 to 0.29 mg/L for Oncorhynchus mykiss (rainbow trout), from 0.1 to 0.18 mg/l for Salvelinus fontinalis (brook trout), and from 0.71-0.82 mg/l for Lepomis cyanellus (green sunfish)

Papillomas of the oral cavity in fish have been associated with exposure to chlorinated water supplies.

Chlorine is phytotoxic but is also essential to plant growth; crops need around 2 kg or more of chlorine per acre. Acute toxicity to plants is characterized by defoliation with no leaf symptoms and, in higher plant forms, by spotting of the leaves (at 1.5 mg/m<sup>3</sup>) and marginal and interveinal injury (at 150-300 mg/m<sup>3</sup>)

Data from experimental studies indicate that injury to animals occurs only in the presence of high concentrations of chlorine, either in drinking water or the ambient atmosphere.

[http://www.epa.gov/chemfact/s\\_chlori.txt](http://www.epa.gov/chemfact/s_chlori.txt)

U.S. ENVIRONMENTAL PROTECTION AGENCY August 1994

**DO NOT discharge into sewer or waterways.**

#### Persistence and degradability

Ingredient	Persistence: Water/Soil	Persistence: Air
1-bromo-3-chloro-5,5-dimethylhydantoin	HIGH	HIGH

#### Bioaccumulative potential

Ingredient	Bioaccumulation
1-bromo-3-chloro-5,5-dimethylhydantoin	LOW (LogKOW = -0.9441)

#### Mobility in soil

Ingredient	Mobility
1-bromo-3-chloro-5,5-dimethylhydantoin	LOW (KOC = 23.14)

### SECTION 13 Disposal considerations

#### Waste treatment methods




<b>Product / Packaging disposal</b>	<ul style="list-style-type: none"> <li>▶ Containers may still present a chemical hazard/ danger when empty.</li> <li>▶ Return to supplier for reuse/ recycling if possible.</li> </ul> <p>Otherwise:</p> <ul style="list-style-type: none"> <li>▶ If container can not be cleaned sufficiently well to ensure that residuals do not remain or if the container cannot be used to store the same product, then puncture containers, to prevent re-use, and bury at an authorised landfill.</li> <li>▶ Where possible retain label warnings and SDS and observe all notices pertaining to the product.</li> </ul> <p>Legislation addressing waste disposal requirements may differ by country, state and/ or territory. Each user must refer to laws operating in their area. In some areas, certain wastes must be tracked.</p> <p>A Hierarchy of Controls seems to be common - the user should investigate:</p> <ul style="list-style-type: none"> <li>▶ Reduction</li> <li>▶ Reuse</li> <li>▶ Recycling</li> <li>▶ Disposal (if all else fails)</li> </ul> <p>This material may be recycled if unused, or if it has not been contaminated so as to make it unsuitable for its intended use. Shelf life considerations should also be applied in making decisions of this type. Note that properties of a material may change in use, and recycling or reuse may not always be appropriate. In most instances the supplier of the material should be consulted.</p> <ul style="list-style-type: none"> <li>▶ <b>DO NOT allow wash water from cleaning or process equipment to enter drains.</b></li> <li>▶ It may be necessary to collect all wash water for treatment before disposal.</li> <li>▶ In all cases disposal to sewer may be subject to local laws and regulations and these should be considered first.</li> <li>▶ Where in doubt contact the responsible authority.</li> </ul> <p>Recycle wherever possible.</p> <ul style="list-style-type: none"> <li>▶ Consult manufacturer for recycling options or consult local or regional waste management authority for disposal if no suitable treatment or disposal facility can be identified.</li> <li>▶ Treat and neutralise at an approved treatment plant. Treatment should involve: Mixing or slurring in water; Neutralisation with soda-lime or soda-ash followed by: burial in a land-fill specifically licensed to accept chemical and / or pharmaceutical wastes or Incineration in a licensed apparatus (after admixture with suitable combustible material)</li> <li>▶ Decontaminate empty containers with 5% aqueous sodium hydroxide or soda ash, followed by water. Observe all label safeguards until</li> </ul>
-------------------------------------	--

Spa Pro Bromine Tablets

containers are cleaned and destroyed.  
For small quantities of oxidising agent:  
 ▶ Cautiously acidify a 3% solution to pH 2 with sulfuric acid.  
 ▶ Gradually add a 50% excess of sodium bisulfite solution with stirring.  
 ▶ Add a further 10% sodium bisulfite.  
 ▶ If no further reaction occurs (as indicated by a rise in temperature) cautiously add more acid.

SECTION 14 Transport information

Labels Required

		
Marine Pollutant		
HAZCHEM	1W	

Land transport (ADG)

UN number or ID number	3085	
UN proper shipping name	OXIDISING SOLID, CORROSIVE, N.O.S. (contains 1-bromo-3-chloro-5,5-dimethylhydantoin)	
Transport hazard class(es)	Class	5.1
	Subsidiary risk	8
Packing group	II	
Environmental hazard	Environmentally hazardous	
Special precautions for user	Special provisions	274
	Limited quantity	1 kg

Air transport (ICAO-IATA / DGR)

UN number	3085	
UN proper shipping name	Oxidizing solid, corrosive, n.o.s. * (contains 1-bromo-3-chloro-5,5-dimethylhydantoin)	
Transport hazard class(es)	ICAO/IATA Class	5.1
	ICAO / IATA Subrisk	8
	ERG Code	5C
Packing group	II	
Environmental hazard	Environmentally hazardous	
Special precautions for user	Special provisions	A3 A803
	Cargo Only Packing Instructions	562
	Cargo Only Maximum Qty / Pack	25 kg
	Passenger and Cargo Packing Instructions	558
	Passenger and Cargo Maximum Qty / Pack	5 kg
	Passenger and Cargo Limited Quantity Packing Instructions	Y544
	Passenger and Cargo Limited Maximum Qty / Pack	2.5 kg

Sea transport (IMDG-Code / GGVSee)

UN number	3085	
UN proper shipping name	OXIDIZING SOLID, CORROSIVE, N.O.S. (contains 1-bromo-3-chloro-5,5-dimethylhydantoin)	
Transport hazard class(es)	IMDG Class	5.1
	IMDG Subrisk	8
Packing group	II	
Environmental hazard	Marine Pollutant	
Special precautions for user	EMS Number	F-A, S-Q
	Special provisions	274
	Limited Quantities	1 kg

Spa Pro Bromine Tablets

**Transport in bulk according to Annex II of MARPOL and the IBC code**

Not Applicable

**Transport in bulk in accordance with MARPOL Annex V and the IMSBC Code**

Product name	Group
1-bromo-3-chloro-5,5-dimethylhydantoin	Not Available

**Transport in bulk in accordance with the IGC Code**

Product name	Ship Type
1-bromo-3-chloro-5,5-dimethylhydantoin	Not Available

**SECTION 15 Regulatory information**

**Safety, health and environmental regulations / legislation specific for the substance or mixture**

1-bromo-3-chloro-5,5-dimethylhydantoin is found on the following regulatory lists

Australian Inventory of Industrial Chemicals (AIIC)

**National Inventory Status**

National Inventory	Status
Australia - AIIC / Australia Non-Industrial Use	Yes
Canada - DSL	Yes
Canada - NDSL	No (1-bromo-3-chloro-5,5-dimethylhydantoin)
China - IECSC	Yes
Europe - EINEC / ELINCS / NLP	Yes
Japan - ENCS	Yes
Korea - KECI	Yes
New Zealand - NZIoC	Yes
Philippines - PICCS	Yes
USA - TSCA	Yes
Taiwan - TCSI	Yes
Mexico - INSQ	Yes
Vietnam - NCI	Yes
Russia - FBEPH	Yes
<b>Legend:</b>	Yes = All CAS declared ingredients are on the inventory No = One or more of the CAS listed ingredients are not on the inventory. These ingredients may be exempt or will require registration.

**SECTION 16 Other information**

<b>Revision Date</b>	24/03/2023
<b>Initial Date</b>	01/06/2018

**SDS Version Summary**

Version	Date of Update	Sections Updated
3.1	01/11/2019	One-off system update. NOTE: This may or may not change the GHS classification
4.1	23/12/2022	Classification review due to GHS Revision change.

**Other information**

Classification of the preparation and its individual components has drawn on official and authoritative sources as well as independent review by the Chemwatch Classification committee using available literature references.

The SDS is a Hazard Communication tool and should be used to assist in the Risk Assessment. Many factors determine whether the reported Hazards are Risks in the workplace or other settings. Risks may be determined by reference to Exposures Scenarios. Scale of use, frequency of use and current or available engineering controls must be considered.

**Definitions and abbreviations**

PC – TWA: Permissible Concentration-Time Weighted Average  
 PC – STEL: Permissible Concentration-Short Term Exposure Limit  
 IARC: International Agency for Research on Cancer  
 ACGIH: American Conference of Governmental Industrial Hygienists  
 STEL: Short Term Exposure Limit  
 TEEL: Temporary Emergency Exposure Limit.  
 IDLH: Immediately Dangerous to Life or Health Concentrations  
 ES: Exposure Standard  
 OSF: Odour Safety Factor  
 NOAEL :No Observed Adverse Effect Level  
 LOAEL: Lowest Observed Adverse Effect Level  
 TLV: Threshold Limit Value

LOD: Limit Of Detection  
OTV: Odour Threshold Value  
BCF: BioConcentration Factors  
BEI: Biological Exposure Index  
AII: Australian Inventory of Industrial Chemicals  
DSL: Domestic Substances List  
NDSL: Non-Domestic Substances List  
IECSC: Inventory of Existing Chemical Substance in China  
EINECS: European INventory of Existing Commercial chemical Substances  
ELINCS: European List of Notified Chemical Substances  
NLP: No-Longer Polymers  
ENCS: Existing and New Chemical Substances Inventory  
KECI: Korea Existing Chemicals Inventory  
NZIoC: New Zealand Inventory of Chemicals  
PICCS: Philippine Inventory of Chemicals and Chemical Substances  
TSCA: Toxic Substances Control Act  
TCSI: Taiwan Chemical Substance Inventory  
INSQ: Inventario Nacional de Sustancias Químicas  
NCI: National Chemical Inventory  
FBEPH: Russian Register of Potentially Hazardous Chemical and Biological Substances

This document is copyright.

Apart from any fair dealing for the purposes of private study, research, review or criticism, as permitted under the Copyright Act, no part may be reproduced by any process without written permission from CHEMWATCH.

TEL (+61 3) 9572 4700.