



## 5 in 1 Tablets

### POPS Group (The POPS Group Pty Ltd as Trustee for The Pool Shops Trust)

Chemwatch Hazard Alert Code: 2

Chemwatch: 5278-22

Version No: 5.1

Safety Data Sheet according to WHS Regulations (Hazardous Chemicals) Amendment 2020 and ADG requirements

Issue Date: 26/10/2022

Print Date: 27/10/2022

L.GHS.AUS.EN.E

#### SECTION 1 Identification of the substance / mixture and of the company / undertaking

##### Product Identifier

Product name	5 in 1 Tablets
Chemical Name	Not Applicable
Synonyms	Not Available
Proper shipping name	TRICHLOROISOCYANURIC ACID, DRY
Chemical formula	Not Applicable
Other means of identification	Not Available

##### Relevant identified uses of the substance or mixture and uses advised against

Relevant identified uses	Sanitising water in swimming pools. Use according to manufacturer's directions.
--------------------------	--

##### Details of the manufacturer or supplier of the safety data sheet

Registered company name	POPS Group (The POPS Group Pty Ltd as Trustee for The Pool Shops Trust)
Address	10-12 Cairns Street Loganholme QLD 4129 Australia
Telephone	+61 7 3209 7884
Fax	+61 7 3209 8635
Website	<a href="http://www.poolpro.com.au/">http://www.poolpro.com.au/</a>
Email	office@poolpro.com.au

##### Emergency telephone number

Association / Organisation	IXOM
Emergency telephone numbers	+61 3 9663 2130 (International) (24 hours)
Other emergency telephone numbers	+61 1800 033 111

#### SECTION 2 Hazards identification

##### Classification of the substance or mixture

Poisons Schedule	S6
Classification [1]	Oxidizing Solids Category 2, Acute Toxicity (Oral) Category 4, Skin Corrosion/Irritation Category 2, Serious Eye Damage/Eye Irritation Category 2A, Acute Toxicity (Inhalation) Category 4, Specific Target Organ Toxicity - Single Exposure (Respiratory Tract Irritation) Category 3, Hazardous to the Aquatic Environment Long-Term Hazard Category 1, Hazardous to the Ozone Layer Category 1
Legend:	1. Classified by Chemwatch; 2. Classification drawn from HCIS; 3. Classification drawn from Regulation (EU) No 1272/2008 - Annex VI

##### Label elements

Hazard pictogram(s)	
Signal word	Danger

##### Hazard statement(s)

AUH031	Contact with acid liberates toxic gas.
H272	May intensify fire; oxidiser.
H302	Harmful if swallowed.
H315	Causes skin irritation.
H319	Causes serious eye irritation.
H332	Harmful if inhaled.
H335	May cause respiratory irritation.

H410	Very toxic to aquatic life with long lasting effects.
H420	Harms public health and the environment by destroying ozone in the upper atmosphere.

**Precautionary statement(s) Prevention**

P210	Keep away from heat, hot surfaces, sparks, open flames and other ignition sources. No smoking.
P271	Use only outdoors or in a well-ventilated area.
P220	Keep away from clothing and other combustible materials.
P261	Avoid breathing dust/fumes.
P264	Wash all exposed external body areas thoroughly after handling.
P270	Do not eat, drink or smoke when using this product.
P273	Avoid release to the environment.
P280	Wear protective gloves, protective clothing, eye protection and face protection.

**Precautionary statement(s) Response**

P370+P378	In case of fire: Use water jets to extinguish.
P305+P351+P338	IF IN EYES: Rinse cautiously with water for several minutes. Remove contact lenses, if present and easy to do. Continue rinsing.
P337+P313	If eye irritation persists: Get medical advice/attention.
P391	Collect spillage.
P301+P312	IF SWALLOWED: Call a POISON CENTER/doctor/physician/first aider if you feel unwell.
P302+P352	IF ON SKIN: Wash with plenty of water.
P304+P340	IF INHALED: Remove person to fresh air and keep comfortable for breathing.
P330	Rinse mouth.
P332+P313	If skin irritation occurs: Get medical advice/attention.
P362+P364	Take off contaminated clothing and wash it before reuse.

**Precautionary statement(s) Storage**

P405	Store locked up.
P403+P233	Store in a well-ventilated place. Keep container tightly closed.

**Precautionary statement(s) Disposal**

P501	Dispose of contents/container to authorised hazardous or special waste collection point in accordance with any local regulation.
P502	Refer to manufacturer or supplier for information on recovery or recycling.

**SECTION 3 Composition / information on ingredients****Substances**

See section below for composition of Mixtures

**Mixtures**

CAS No	%[weight]	Name
87-90-1	>60	<u>N,N,N'-trichloroisocyanuric acid</u>

**Legend:** 1. Classified by Chemwatch; 2. Classification drawn from HCIS; 3. Classification drawn from Regulation (EU) No 1272/2008 - Annex VI; 4. Classification drawn from C&L; \* EU IOELVs available

**SECTION 4 First aid measures****Description of first aid measures**

<b>Eye Contact</b>	<p>If this product comes in contact with the eyes:</p> <ul style="list-style-type: none"> <li>▶ Wash out immediately with fresh running water.</li> <li>▶ Ensure complete irrigation of the eye by keeping eyelids apart and away from eye and moving the eyelids by occasionally lifting the upper and lower lids.</li> <li>▶ Seek medical attention without delay; if pain persists or recurs seek medical attention.</li> <li>▶ Removal of contact lenses after an eye injury should only be undertaken by skilled personnel.</li> </ul>
<b>Skin Contact</b>	<p>If skin contact occurs:</p> <ul style="list-style-type: none"> <li>▶ Immediately remove all contaminated clothing, including footwear.</li> <li>▶ Flush skin and hair with running water (and soap if available).</li> <li>▶ Seek medical attention in event of irritation.</li> </ul>
<b>Inhalation</b>	<ul style="list-style-type: none"> <li>▶ If fumes or combustion products are inhaled remove from contaminated area.</li> <li>▶ Lay patient down. Keep warm and rested.</li> <li>▶ Prosthesis such as false teeth, which may block airway, should be removed, where possible, prior to initiating first aid procedures.</li> <li>▶ Apply artificial respiration if not breathing, preferably with a demand valve resuscitator, bag-valve mask device, or pocket mask as trained. Perform CPR if necessary.</li> <li>▶ Transport to hospital, or doctor, without delay.</li> <li>▶ Inhalation of vapours or aerosols (mists, fumes) may cause lung oedema.</li> <li>▶ Corrosive substances may cause lung damage (e.g. lung oedema, fluid in the lungs).</li> <li>▶ As this reaction may be delayed up to 24 hours after exposure, affected individuals need complete rest (preferably in semi-recumbent posture) and must be kept under medical observation even if no symptoms are (yet) manifested.</li> <li>▶ Before any such manifestation, the administration of a spray containing a dexamethasone derivative or beclomethasone derivative may be</li> </ul>

	considered. <b>This must definitely be left to a doctor or person authorised by him/her.</b> (ICSC13719)
Ingestion	<ul style="list-style-type: none"> <li>▶ <b>IF SWALLOWED, REFER FOR MEDICAL ATTENTION, WHERE POSSIBLE, WITHOUT DELAY.</b></li> <li>▶ For advice, contact a Poisons Information Centre or a doctor.</li> <li>▶ Urgent hospital treatment is likely to be needed.</li> <li>▶ In the mean time, qualified first-aid personnel should treat the patient following observation and employing supportive measures as indicated by the patient's condition.</li> <li>▶ If the services of a medical officer or medical doctor are readily available, the patient should be placed in his/her care and a copy of the SDS should be provided. Further action will be the responsibility of the medical specialist.</li> <li>▶ If medical attention is not available on the worksite or surroundings send the patient to a hospital together with a copy of the SDS.</li> </ul> <p><b>Where medical attention is not immediately available or where the patient is more than 15 minutes from a hospital or unless instructed otherwise:</b></p> <ul style="list-style-type: none"> <li>▶ <b>INDUCE</b> vomiting with fingers down the back of the throat, <b>ONLY IF CONSCIOUS</b>. Lean patient forward or place on left side (head-down position, if possible) to maintain open airway and prevent aspiration.</li> </ul> <p><b>NOTE:</b> Wear a protective glove when inducing vomiting by mechanical means.</p>

#### Indication of any immediate medical attention and special treatment needed

Depending on the degree of exposure, periodic medical examination is indicated. The symptoms of lung oedema often do not manifest until a few hours have passed and they are aggravated by physical effort. Rest and medical observation is therefore essential. Immediate administration of an appropriate spray, by a doctor or a person authorised by him/her should be considered.

(ICSC24419/24421

5a

## SECTION 5 Firefighting measures

### Extinguishing media

#### FOR SMALL FIRE:

- ▶ USE FLOODING QUANTITIES OF WATER.
- ▶ **DO NOT** use dry chemical, CO<sub>2</sub>, foam or halogenated-type extinguishers.

#### FOR LARGE FIRE

- ▶ Flood fire area with water from a protected position

### Special hazards arising from the substrate or mixture

Fire Incompatibility	<ul style="list-style-type: none"> <li>▶ Avoid storage with reducing agents.</li> <li>▶ Avoid any contamination of this material as it is very reactive and any contamination is potentially hazardous</li> </ul>
----------------------	---

### Advice for firefighters

Fire Fighting	<ul style="list-style-type: none"> <li>▶ Alert Fire Brigade and tell them location and nature of hazard.</li> <li>▶ May be violently or explosively reactive.</li> <li>▶ Wear full body protective clothing with breathing apparatus.</li> <li>▶ Prevent, by any means available, spillage from entering drains or water courses.</li> <li>▶ Fight fire from a safe distance, with adequate cover.</li> <li>▶ Extinguishers should be used only by trained personnel.</li> <li>▶ Use water delivered as a fine spray to control fire and cool adjacent area.</li> <li>▶ <b>DO NOT</b> approach containers suspected to be hot.</li> <li>▶ Cool fire exposed containers with water spray from a protected location.</li> <li>▶ If safe to do so, remove containers from path of fire.</li> <li>▶ If fire gets out of control withdraw personnel and warn against entry.</li> <li>▶ Equipment should be thoroughly decontaminated after use.</li> </ul>
Fire/Explosion Hazard	<ul style="list-style-type: none"> <li>▶ Solid which exhibits difficult combustion or is difficult to ignite.</li> <li>▶ Avoid generating dust, particularly clouds of dust in a confined or unventilated space as dusts may form an explosive mixture with air, and any source of ignition, i.e. flame or spark, will cause fire or explosion.</li> <li>▶ Dust clouds generated by the fine grinding of the solid are a particular hazard; accumulations of fine dust (420 micron or less) may burn rapidly and fiercely if ignited; once initiated larger particles up to 1400 microns diameter will contribute to the propagation of an explosion.</li> <li>▶ A dust explosion may release large quantities of gaseous products; this in turn creates a subsequent pressure rise of explosive force capable of damaging plant and buildings and injuring people.</li> <li>▶ Usually the initial or primary explosion takes place in a confined space such as plant or machinery, and can be of sufficient force to damage or rupture the plant. If the shock wave from the primary explosion enters the surrounding area, it will disturb any settled dust layers, forming a second dust cloud, and often initiate a much larger secondary explosion. All large scale explosions have resulted from chain reactions of this type.</li> <li>▶ Dry dust can also be charged electrostatically by turbulence, pneumatic transport, pouring, in exhaust ducts and during transport.</li> <li>▶ Build-up of electrostatic charge may be prevented by bonding and grounding.</li> <li>▶ Powder handling equipment such as dust collectors, dryers and mills may require additional protection measures such as explosion venting.</li> <li>▶ All movable parts coming in contact with this material should have a speed of less than 1-metre/sec.</li> </ul> <p>Combustion products include: carbon monoxide (CO) carbon dioxide (CO<sub>2</sub>) hydrogen chloride phosgene nitrogen oxides (NO<sub>x</sub>) other pyrolysis products typical of burning organic material.</p>
HAZCHEM	1W

## SECTION 6 Accidental release measures

### Personal precautions, protective equipment and emergency procedures

See section 8

### Environmental precautions

See section 12

### Methods and material for containment and cleaning up

<b>Minor Spills</b>	<p>Environmental hazard - contain spillage.</p> <ul style="list-style-type: none"> <li>▶ Clean up all spills immediately.</li> <li>▶ No smoking, naked lights, ignition sources.</li> <li>▶ Avoid all contact with any organic matter including fuel, solvents, sawdust, paper or cloth and other incompatible materials, as ignition may result.</li> <li>▶ Avoid breathing dust or vapours and all contact with skin and eyes.</li> <li>▶ Control personal contact with the substance, by using protective equipment.</li> <li>▶ Contain and absorb spill with dry sand, earth, inert material or vermiculite.</li> <li>▶ <b>DO NOT use sawdust as fire may result.</b></li> <li>▶ Scoop up solid residues and seal in labelled drums for disposal.</li> <li>▶ Neutralise/decontaminate area.</li> </ul>
<b>Major Spills</b>	<p>Environmental hazard - contain spillage.</p> <ul style="list-style-type: none"> <li>▶ Clear area of personnel and move upwind.</li> <li>▶ Alert Fire Brigade and tell them location and nature of hazard.</li> <li>▶ May be violently or explosively reactive.</li> <li>▶ Wear full body protective clothing with breathing apparatus.</li> <li>▶ Prevent, by any means available, spillage from entering drains or water courses.</li> <li>▶ No smoking, flames or ignition sources.</li> <li>▶ Increase ventilation.</li> <li>▶ Contain spill with sand, earth or other clean, inert materials.</li> <li>▶ <b>NEVER USE</b> organic absorbents such as sawdust, paper or cloth.</li> <li>▶ Use spark-free and explosion-proof equipment.</li> <li>▶ Collect any recoverable product into labelled containers for possible recycling.</li> <li>▶ Avoid contamination with organic matter to prevent subsequent fire and explosion.</li> <li>▶ <b>DO NOT mix fresh with recovered material.</b></li> <li>▶ Collect residues and seal in labelled drums for disposal.</li> <li>▶ Wash area and prevent runoff into drains.</li> <li>▶ Decontaminate equipment and launder all protective clothing before storage and re-use.</li> <li>▶ If contamination of drains or waterways occurs advise emergency services.</li> </ul>

Personal Protective Equipment advice is contained in Section 8 of the SDS.

## SECTION 7 Handling and storage

### Precautions for safe handling

<b>Safe handling</b>	<p>For oxidisers, including peroxides.</p> <ul style="list-style-type: none"> <li>· Avoid personal contact and inhalation of dust, mist or vapours.</li> <li>· Provide adequate ventilation.</li> <li>· Always wear protective equipment and wash off any spillage from clothing.</li> <li>· Keep material away from light, heat, flammables or combustibles.</li> <li>· Keep cool, dry and away from incompatible materials.</li> <li>· Avoid physical damage to containers.</li> <li>· <b>DO NOT repack or return unused portions to original containers.</b> Withdraw only sufficient amounts for immediate use.</li> <li>· Use only minimum quantity required.</li> <li>· Avoid using solutions of peroxides in volatile solvents. Solvent evaporation should be controlled to avoid dangerous concentration of the peroxide.</li> <li>· <b>Do NOT allow oxidisers to contact iron or compounds of iron, cobalt, or copper, metal oxide salts, acids or bases.</b></li> <li>· <b>Do NOT use metal spatulas to handle oxidisers</b></li> <li>· <b>Do NOT use glass containers with screw cap lids or glass stoppers.</b></li> <li>· <b>Store peroxides at the lowest possible temperature, consistent with their solubility and freezing point.</b></li> <li>· <b>CAUTION: Do NOT store liquids or solutions of peroxides at a temperature below that at which the oxidiser freezes or precipitates. Peroxides, in particular, in this form are extremely shock and heat-sensitive. Refrigerated storage of peroxides must ONLY be in explosion-proof units.</b></li> <li>· The hazards and consequences of fires and explosions during synthesis and use of oxidisers is widely recognised; spontaneous or induced decomposition may culminate in a variety of ways, ranging from moderate gassing to spontaneous ignition or explosion. The heat released from spontaneous decomposition of an energy-rich compound causes a rise in the surrounding temperature; the temperature will rise until thermal balance is established or until the material heats to decomposition,</li> <li>· The most effective means for minimising the consequences of an accident is to limit quantities to a practical minimum. Even gram-scale explosions can be serious. Once ignited the burning of peroxides cannot be controlled and the area should be evacuated.</li> <li>· Unless there is compelling reason to do otherwise, peroxide concentration should be limited to 10% (or less with vigorous reactants). Peroxide concentration is rarely as high as 1% in the reaction mixture of polymerisation or other free-radical reactions,</li> <li>· Oxidisers should be added slowly and cautiously to the reaction medium. This should be completed prior to heating and with good agitation.</li> <li>· Addition oxidisers to the hot monomer is extremely dangerous. A violent reaction (e.g., fire or explosion) can result from inadvertent mixing of promoters (frequently used with peroxides in polymerisation systems) with full-strength oxidisers</li> <li>· Organic peroxides are very sensitive to contamination (especially heavy-metal compounds, metal oxide salts, alkaline materials including amines, strong acids, and many varieties of dust and dirt). This can initiate rapid, uncontrolled decomposition of peroxides and possible generation of intense heat, fire or explosion The consequences of accidental contamination from returning withdrawn material to the storage container can be disastrous.</li> <li>· When handling <b>NEVER</b> smoke, eat or drink.</li> <li>· Always wash hands with soap and water after handling.</li> <li>· Use only good occupational work practice.</li> <li>· Observe manufacturer's storage and handling recommendations contained within this MSDS. <ul style="list-style-type: none"> <li>▶ Organic powders when finely divided over a range of concentrations regardless of particulate size and shape and suspended in air or some other oxidizing medium may form explosive dust-air mixtures and result in a fire or dust explosion (including secondary explosions)</li> <li>▶ Minimise airborne dust and eliminate all ignition sources. Keep away from heat, hot surfaces, sparks, and flame.</li> <li>▶ Establish good housekeeping practices.</li> <li>▶ Remove dust accumulations on a regular basis by vacuuming or gentle sweeping to avoid creating dust clouds.</li> <li>▶ Use continuous suction at points of dust generation to capture and minimise the accumulation of dusts. Particular attention should be given to overhead and hidden horizontal surfaces to minimise the probability of a "secondary" explosion. According to NFPA Standard 654, dust</li> </ul> </li> </ul>
----------------------	--

	<p>layers 1/32 in.(0.8 mm) thick can be sufficient to warrant immediate cleaning of the area.</p> <ul style="list-style-type: none"> <li>▶ Do not use air hoses for cleaning.</li> <li>▶ Minimise dry sweeping to avoid generation of dust clouds. Vacuum dust-accumulating surfaces and remove to a chemical disposal area. Vacuums with explosion-proof motors should be used.</li> <li>▶ Control sources of static electricity. Dusts or their packages may accumulate static charges, and static discharge can be a source of ignition.</li> <li>▶ Solids handling systems must be designed in accordance with applicable standards (e.g. NFPA including 654 and 77) and other national guidance.</li> <li>▶ Do not empty directly into flammable solvents or in the presence of flammable vapors.</li> <li>▶ The operator, the packaging container and all equipment must be grounded with electrical bonding and grounding systems. Plastic bags and plastics cannot be grounded, and antistatic bags do not completely protect against development of static charges.</li> </ul> <p>Empty containers may contain residual dust which has the potential to accumulate following settling. Such dusts may explode in the presence of an appropriate ignition source.</p> <ul style="list-style-type: none"> <li>▶ <b>Do NOT cut, drill, grind or weld such containers.</b></li> <li>▶ In addition ensure such activity is not performed near full, partially empty or empty containers without appropriate workplace safety authorisation or permit.</li> </ul>
Other information	<p>Consider storage under inert gas.</p> <ul style="list-style-type: none"> <li>▶ Store in original containers.</li> <li>▶ Keep containers securely sealed as supplied.</li> <li>▶ Store in a cool, well ventilated area.</li> <li>▶ Keep dry.</li> <li>▶ Store under cover and away from sunlight.</li> <li>▶ Store away from flammable or combustible materials, debris and waste. Contact may cause fire or violent reaction.</li> <li>▶ Store away from incompatible materials and foodstuff containers.</li> <li>▶ <b>DO NOT stack on wooden floors or pallets.</b></li> <li>▶ Protect containers from physical damage.</li> <li>▶ Check regularly for leaks.</li> <li>▶ Observe manufacturer's storage and handling recommendations contained within this SDS.</li> </ul> <p>In addition, Goods of Class 5.1, packing group II should be:</p> <ul style="list-style-type: none"> <li>▶ stored in piles so that</li> <li>▶ the height of the pile does not exceed 1 metre</li> <li>▶ the maximum quantity in a pile or building does not exceed 1000 tonnes unless the area is provided with automatic fire extinguishers</li> <li>▶ the maximum height of a pile does not exceed 3 metres where the room is provided with automatic fire extinguishers or 2 meters if not.</li> <li>▶ the minimum distance between piles is not less than 2 metres where the room is provided with automatic fire extinguishers or 3 meters if not.</li> <li>▶ the minimum distance to walls is not less than 1 metre.</li> <li>▶ Material is hygroscopic, i.e. absorbs moisture from the air. Keep containers well sealed in storage.</li> </ul>

#### Conditions for safe storage, including any incompatibilities

Suitable container	<p>1kg, 2kg, 10kg, 25kg</p> <ul style="list-style-type: none"> <li>▶ Glass container is suitable for laboratory quantities</li> <li>▶ <b>DO NOT repack.</b> Use containers supplied by manufacturer only.</li> </ul> <p>For low viscosity materials</p> <ul style="list-style-type: none"> <li>▶ Drums and jerricans must be of the non-removable head type.</li> <li>▶ Where a can is to be used as an inner package, the can must have a screwed enclosure.</li> </ul> <p>For materials with a viscosity of at least 2680 cSt. (23 deg. C) and solids:</p> <ul style="list-style-type: none"> <li>▶ Removable head packaging and</li> <li>▶ cans with friction closures may be used.</li> </ul> <p>-</p> <p>Where combination packages are used, and the inner packages are of glass, there must be sufficient inert cushioning material in contact with inner and outer packages *.</p> <p>-</p> <p>In addition, where inner packagings are glass and contain liquids of packing group I and II there must be sufficient inert absorbent to absorb any spillage *.</p> <p>-</p> <p>* unless the outer packaging is a close fitting moulded plastic box and the substances are not incompatible with the plastic.</p>
Storage incompatibility	<p>Trichloroisocyanuric acid:</p> <ul style="list-style-type: none"> <li>▶ is a powerful oxidiser and reacts violently with reducing agents</li> <li>▶ reacts with acrolein, antimony trisulfide, antimony tritelluride, arsenic pentasulfide, calcium hypochlorite and other bleaching agents, 1,1-dichloro-1-nitroethane, 1,3-dichloropropene, diethylamine, mineral oils and other combustible substance, s-trioxane</li> <li>▶ is incompatible with m-bis(trichloromethyl)benzene</li> <li>▶ reacts with nitrogen-containing compounds such as ammonia, amines, urea, forming the unstable explosive nitrogen trichloride</li> <li>▶ may ignite combustible materials on contact</li> </ul> <p>NOTE: If mixed with a small amount of water, the concentrated solution (with pH around 2) may explode, owing to the evolution of nitrogen trichloride. It is thought that hydrolysis leads to the formation of hypochlorous acid and dichloro-s-triazinetrione, and the protonated acid then attacks the C=N bonds in the triazine ring leading to the formation of chloramine and nitrogen trichloride. The dichloro compound is stable to acid in the absence of hypochlorous acid</p>

## SECTION 8 Exposure controls / personal protection

### Control parameters

#### Occupational Exposure Limits (OEL)

#### INGREDIENT DATA

Not Available

#### Emergency Limits

Ingredient	TEEL-1	TEEL-2	TEEL-3
N',N',N'- trichloroisocyanuric acid	1.2 mg/m3	13 mg/m3	80 mg/m3
Ingredient	Original IDLH	Revised IDLH	
N',N',N'- trichloroisocyanuric acid	Not Available	Not Available	

Continued...

**Occupational Exposure Banding**

Ingredient	Occupational Exposure Band Rating	Occupational Exposure Band Limit
N,N',N'- trichloroisocyanuric acid	E	≤ 0.01 mg/m <sup>3</sup>
<b>Notes:</b>	<i>Occupational exposure banding is a process of assigning chemicals into specific categories or bands based on a chemical's potency and the adverse health outcomes associated with exposure. The output of this process is an occupational exposure band (OEB), which corresponds to a range of exposure concentrations that are expected to protect worker health.</i>	

**MATERIAL DATA**

Exposed individuals are **NOT** reasonably expected to be warned, by smell, that the Exposure Standard is being exceeded.

Odour Safety Factor (OSF) is determined to fall into either Class C, D or E.

The Odour Safety Factor (OSF) is defined as:

OSF= Exposure Standard (TWA) ppm/ Odour Threshold Value (OTV) ppm

Classification into classes follows:

ClassOSF Description

A 550 Over 90% of exposed individuals are aware by smell that the Exposure Standard (TLV-TWA for example) is being reached, even when distracted by working activities

B 26-550 As "A" for 50-90% of persons being distracted

C 1-26 As "A" for less than 50% of persons being distracted

D 0.18-1 10-50% of persons aware of being tested perceive by smell that the Exposure Standard is being reached

E <0.18 As "D" for less than 10% of persons aware of being tested

for chlorine:

Odour Threshold Value: 0.08 ppm (detection) - olfactory fatigue may develop

NOTE: Detector tubes for chlorine, measuring in excess of 0.2 ppm, are commercially available. Long-term measurements (8 hrs) may be conducted to detect concentrations exceeding 0.13 ppm.

Smell is not a good indicator of severity of exposure in the range 0.5 to 2 ppm. In this range subjects found exposure unpleasant with itching and burning of the throat reported and occasionally an urge to cough. Significant differences in the responses of males and females were also recorded with females often reporting headache and drowsiness.

Exposure at 1 ppm chlorine for 8 hours produced significant changes in pulmonary function and increased subjective irritation. Similar 8 hour exposures at 0.5 ppm produced no significant pulmonary function changes and less severe subjective irritation. Exposures for 2 hours at 2 ppm chlorine produced no significant changes in pulmonary irritation.


An 8 hour exposure at 1.5 ppm produced increased mucous secretion from the nose and increased mucous in the hypopharynx. Exposure at or below the TLV-TWA and STEL is thought to protect the worker against annoying symptoms in nose, throat and conjunctiva and declines in pulmonary function.

Odour Safety Factor(OSF)

OSF=1.6 (CHLORINE)

**Exposure controls**

<b>Appropriate engineering controls</b>	Engineering controls are used to remove a hazard or place a barrier between the worker and the hazard. Well-designed engineering controls can be highly effective in protecting workers and will typically be independent of worker interactions to provide this high level of protection.	
	The basic types of engineering controls are:	
	Process controls which involve changing the way a job activity or process is done to reduce the risk.	
	Enclosure and/or isolation of emission source which keeps a selected hazard "physically" away from the worker and ventilation that strategically "adds" and "removes" air in the work environment. Ventilation can remove or dilute an air contaminant if designed properly. The design of a ventilation system must match the particular process and chemical or contaminant in use.	
	Employers may need to use multiple types of controls to prevent employee overexposure.	
	Local exhaust ventilation usually required. If risk of overexposure exists, wear approved respirator. Correct fit is essential to obtain adequate protection. Supplied-air type respirator may be required in special circumstances. Correct fit is essential to ensure adequate protection. An approved self contained breathing apparatus (SCBA) may be required in some situations.	
	Provide adequate ventilation in warehouse or closed storage area. Air contaminants generated in the workplace possess varying "escape" velocities which, in turn, determine the "capture velocities" of fresh circulating air required to effectively remove the contaminant.	
	Type of Contaminant:	Air Speed:
	solvent, vapours, degreasing etc., evaporating from tank (in still air).	0.25-0.5 m/s (50-100 f/min.)
	aerosols, fumes from pouring operations, intermittent container filling, low speed conveyer transfers, welding, spray drift, plating acid fumes, pickling (released at low velocity into zone of active generation)	0.5-1 m/s (100-200 f/min.)
direct spray, spray painting in shallow booths, drum filling, conveyer loading, crusher dusts, gas discharge (active generation into zone of rapid air motion)	1-2.5 m/s (200-500 f/min.)	
grinding, abrasive blasting, tumbling, high speed wheel generated dusts (released at high initial velocity into zone of very high rapid air motion).	2.5-10 m/s (500-2000 f/min.)	
Within each range the appropriate value depends on:		
Lower end of the range	Upper end of the range	
1: Room air currents minimal or favourable to capture	1: Disturbing room air currents	
2: Contaminants of low toxicity or of nuisance value only.	2: Contaminants of high toxicity	
3: Intermittent, low production.	3: High production, heavy use	
4: Large hood or large air mass in motion	4: Small hood-local control only	
Simple theory shows that air velocity falls rapidly with distance away from the opening of a simple extraction pipe. Velocity generally decreases with the square of distance from the extraction point (in simple cases). Therefore the air speed at the extraction point should be adjusted, accordingly, after reference to distance from the contaminating source. The air velocity at the extraction fan, for example, should be a minimum of 1-2 m/s (200-400 f/min) for extraction of solvents generated in a tank 2 meters distant from the extraction point. Other mechanical considerations, producing performance deficits within the extraction apparatus, make it essential that theoretical air velocities are multiplied by factors of 10 or more when extraction systems are installed or used.		

<b>Personal protection</b>	
<b>Eye and face protection</b>	<ul style="list-style-type: none"> <li>▶ Chemical goggles.</li> <li>▶ Full face shield may be required for supplementary but never for primary protection of eyes.</li> <li>▶ Contact lenses may pose a special hazard; soft contact lenses may absorb and concentrate irritants. A written policy document, describing the wearing of lenses or restrictions on use, should be created for each workplace or task. This should include a review of lens absorption and adsorption for the class of chemicals in use and an account of injury experience. Medical and first-aid personnel should be trained in their removal and suitable equipment should be readily available. In the event of chemical exposure, begin eye irrigation immediately and remove contact lens as soon as practicable. Lens should be removed at the first signs of eye redness or irritation - lens should be removed in a clean environment only after workers have washed hands thoroughly. [CDC NIOSH Current Intelligence Bulletin 59], [AS/NZS 1336 or national equivalent]</li> </ul>
<b>Skin protection</b>	See Hand protection below
<b>Hands/feet protection</b>	<ul style="list-style-type: none"> <li>▶ Wear chemical protective gloves, e.g. PVC.</li> <li>▶ Wear safety footwear or safety gumboots, e.g. Rubber</li> <li>▶ <b>DO NOT wear cotton or cotton-backed gloves.</b></li> <li>▶ <b>DO NOT wear leather gloves.</b></li> <li>▶ Promptly hose all spills off leather shoes or boots or ensure that such footwear is protected with PVC over-shoes.</li> </ul>
<b>Body protection</b>	See Other protection below
<b>Other protection</b>	<ul style="list-style-type: none"> <li>▶ Overalls.</li> <li>▶ PVC Apron.</li> <li>▶ PVC protective suit may be required if exposure severe.</li> <li>▶ Eyewash unit.</li> <li>▶ Ensure there is ready access to a safety shower.</li> <li>▶ Some plastic personal protective equipment (PPE) (e.g. gloves, aprons, overshoes) are not recommended as they may produce static electricity.</li> <li>▶ For large scale or continuous use wear tight-weave non-static clothing (no metallic fasteners, cuffs or pockets).</li> <li>▶ Non sparking safety or conductive footwear should be considered. Conductive footwear describes a boot or shoe with a sole made from a conductive compound chemically bound to the bottom components, for permanent control to electrically ground the foot an shall dissipate static electricity from the body to reduce the possibility of ignition of volatile compounds. Electrical resistance must range between 0 to 500,000 ohms. Conductive shoes should be stored in lockers close to the room in which they are worn. Personnel who have been issued conductive footwear should not wear them from their place of work to their homes and return.</li> </ul>

### Respiratory protection

Type AB-P Filter of sufficient capacity. (AS/NZS 1716 & 1715, EN 143:2000 & 149:2001, ANSI Z88 or national equivalent)

Required Minimum Protection Factor	Half-Face Respirator	Full-Face Respirator	Powered Air Respirator
up to 10 x ES	AB P1 Air-line*	-	AB PAPR-P1 -
up to 50 x ES	Air-line**	AB P2	AB PAPR-P2
up to 100 x ES	-	AB P3	-
		Air-line*	-
100+ x ES	-	Air-line**	AB PAPR-P3

\* - Negative pressure demand \*\* - Continuous flow

A(All classes) = Organic vapours, B AUS or B1 = Acid gasses, B2 = Acid gas or hydrogen cyanide(HCN), B3 = Acid gas or hydrogen cyanide(HCN), E = Sulfur dioxide(SO<sub>2</sub>), G = Agricultural chemicals, K = Ammonia(NH<sub>3</sub>), Hg = Mercury, NO = Oxides of nitrogen, MB = Methyl bromide, AX = Low boiling point organic compounds(below 65 degC)

- Respirators may be necessary when engineering and administrative controls do not adequately prevent exposures.
- The decision to use respiratory protection should be based on professional judgment that takes into account toxicity information, exposure measurement data, and frequency and likelihood of the worker's exposure - ensure users are not subject to high thermal loads which may result in heat stress or distress due to personal protective equipment (powered, positive flow, full face apparatus may be an option).
- Published occupational exposure limits, where they exist, will assist in determining the adequacy of the selected respiratory protection. These may be government mandated or vendor recommended.
- Certified respirators will be useful for protecting workers from inhalation of particulates when properly selected and fit tested as part of a complete respiratory protection program.
- Where protection from nuisance levels of dusts are desired, use type N95 (US) or type P1 (EN143) dust masks. Use respirators and components tested and approved under appropriate government standards such as NIOSH (US) or CEN (EU)
- Use approved positive flow mask if significant quantities of dust becomes airborne.
- Try to avoid creating dust conditions.

Where significant concentrations of the material are likely to enter the breathing zone, a Class P3 respirator may be required.

Class P3 particulate filters are used for protection against highly toxic or highly irritant particulates.

Filtration rate: Filters at least 99.95% of airborne particles

Suitable for:

- Relatively small particles generated by mechanical processes eg. grinding, cutting, sanding, drilling, sawing.
- Sub-micron thermally generated particles e.g. welding fumes, fertilizer and bushfire smoke.
- Biologically active airborne particles under specified infection control applications e.g. viruses, bacteria, COVID-19, SARS
- Highly toxic particles e.g. Organophosphate Insecticides, Radionuclides, Asbestos

Note: P3 Rating can only be achieved when used with a Full Face Respirator or Powered Air-Purifying Respirator (PAPR). If used with any other respirator, it will only provide filtration protection up to a P2 rating.

76ab-p()

## SECTION 9 Physical and chemical properties

### Information on basic physical and chemical properties

<b>Appearance</b>	White to off white tablets with possible blue spots with chlorine odour; miscible with water. White		
<b>Physical state</b>	Solid	<b>Relative density (Water = 1)</b>	Not Available

Continued...

<b>Odour</b>	Characteristic	<b>Partition coefficient n-octanol / water</b>	Not Available
<b>Odour threshold</b>	Not Available	<b>Auto-ignition temperature (°C)</b>	Not Available
<b>pH (as supplied)</b>	5-7 (1 tablet in 10mL)	<b>Decomposition temperature (°C)</b>	Not Available
<b>Melting point / freezing point (°C)</b>	225	<b>Viscosity (cSt)</b>	Not Available
<b>Initial boiling point and boiling range (°C)</b>	Not Applicable	<b>Molecular weight (g/mol)</b>	Not Applicable
<b>Flash point (°C)</b>	Not Applicable	<b>Taste</b>	Not Available
<b>Evaporation rate</b>	Not Applicable	<b>Explosive properties</b>	Not Available
<b>Flammability</b>	Not Applicable	<b>Oxidising properties</b>	Not Available
<b>Upper Explosive Limit (%)</b>	Not Applicable	<b>Surface Tension (dyn/cm or mN/m)</b>	Not Applicable
<b>Lower Explosive Limit (%)</b>	Not Applicable	<b>Volatile Component (%vol)</b>	Not Applicable
<b>Vapour pressure (kPa)</b>	Not Available	<b>Gas group</b>	Not Available
<b>Solubility in water</b>	Miscible	<b>pH as a solution (Not Available%)</b>	Not Available
<b>Vapour density (Air = 1)</b>	Not Applicable	<b>VOC g/L</b>	Not Applicable

## SECTION 10 Stability and reactivity

<b>Reactivity</b>	See section 7
<b>Chemical stability</b>	<ul style="list-style-type: none"> <li>▶ Unstable in the presence of incompatible materials.</li> <li>▶ Product is considered stable under normal handling conditions.</li> <li>▶ Prolonged exposure to heat.</li> <li>▶ Hazardous polymerisation will not occur.</li> <li>▶ Extremely high temperatures.</li> </ul>
<b>Possibility of hazardous reactions</b>	See section 7
<b>Conditions to avoid</b>	See section 7
<b>Incompatible materials</b>	See section 7
<b>Hazardous decomposition products</b>	See section 5

## SECTION 11 Toxicological information

### Information on toxicological effects

<b>Inhaled</b>	<p>Evidence shows, or practical experience predicts, that the material produces irritation of the respiratory system, in a substantial number of individuals, following inhalation. In contrast to most organs, the lung is able to respond to a chemical insult by first removing or neutralising the irritant and then repairing the damage. The repair process, which initially evolved to protect mammalian lungs from foreign matter and antigens, may however, produce further lung damage resulting in the impairment of gas exchange, the primary function of the lungs. Respiratory tract irritation often results in an inflammatory response involving the recruitment and activation of many cell types, mainly derived from the vascular system.</p> <p>Inhalation of dusts, generated by the material during the course of normal handling, may produce severe damage to the health of the individual. Relatively small amounts absorbed from the lungs may prove fatal.</p> <p>Inhalation of dusts, generated by the material, during the course of normal handling, may be harmful.</p>				
<b>Ingestion</b>	Accidental ingestion of the material may be harmful; animal experiments indicate that ingestion of less than 150 gram may be fatal or may produce serious damage to the health of the individual.				
<b>Skin Contact</b>	<p>The material produces moderate skin irritation; evidence exists, or practical experience predicts, that the material either</p> <ul style="list-style-type: none"> <li>▶ produces moderate inflammation of the skin in a substantial number of individuals following direct contact, and/or</li> <li>▶ produces significant, but moderate, inflammation when applied to the healthy intact skin of animals (for up to four hours), such inflammation being present twenty-four hours or more after the end of the exposure period.</li> </ul> <p>Skin irritation may also be present after prolonged or repeated exposure; this may result in a form of contact dermatitis (nonallergic). The dermatitis is often characterised by skin redness (erythema) and swelling (oedema) which may progress to blistering (vesiculation), scaling and thickening of the epidermis. At the microscopic level there may be intercellular oedema of the spongy layer of the skin (spongiosis) and intracellular oedema of the epidermis.</p> <p>Open cuts, abraded or irritated skin should not be exposed to this material</p> <p>Solution of material in moisture on the skin, or perspiration, may markedly increase skin corrosion and accelerate tissue destruction</p> <p>Entry into the blood-stream through, for example, cuts, abrasions, puncture wounds or lesions, may produce systemic injury with harmful effects. Examine the skin prior to the use of the material and ensure that any external damage is suitably protected.</p>				
<b>Eye</b>	<p>Evidence exists, or practical experience predicts, that the material may cause eye irritation in a substantial number of individuals and/or may produce significant ocular lesions which are present twenty-four hours or more after instillation into the eye(s) of experimental animals.</p> <p>Repeated or prolonged eye contact may cause inflammation characterised by temporary redness (similar to windburn) of the conjunctiva (conjunctivitis); temporary impairment of vision and/or other transient eye damage/ulceration may occur.</p>				
<b>Chronic</b>	<p>Long-term exposure to respiratory irritants may result in disease of the airways involving difficult breathing and related systemic problems.</p> <p>Limited evidence suggests that repeated or long-term occupational exposure may produce cumulative health effects involving organs or biochemical systems.</p>				
<b>5 in 1 Tablets</b>	<table border="1"> <tr> <td><b>TOXICITY</b></td> <td><b>IRRITATION</b></td> </tr> <tr> <td>Not Available</td> <td>Not Available</td> </tr> </table>	<b>TOXICITY</b>	<b>IRRITATION</b>	Not Available	Not Available
<b>TOXICITY</b>	<b>IRRITATION</b>				
Not Available	Not Available				



N',N',N'- trichloroisocyanuric acid	TOXICITY	IRRITATION
	Dermal (rabbit) LD50: >2000 mg/kg <sup>[1]</sup>	Eye (rabbit): 3125 mg - moderate
	Inhalation(Rat) LC50: >0.09<0.29 mg/l4h <sup>[1]</sup>	Eye (rabbit): 50 ug/24h SEVERE
	Oral (Rat) LD50: 406 mg/kg <sup>[2]</sup>	Eye: adverse effect observed (irritating) <sup>[1]</sup>
		Eye: no adverse effect observed (not irritating) <sup>[1]</sup>
		Skin (rabbit): 500 mg - SEVERE
		Skin (rabbit): 500 mg/24h-moderate
		Skin: adverse effect observed (corrosive) <sup>[1]</sup>
	Skin: no adverse effect observed (not irritating) <sup>[1]</sup>	

**Legend:** 1. Value obtained from Europe ECHA Registered Substances - Acute toxicity 2. Value obtained from manufacturer's SDS. Unless otherwise specified data extracted from RTECS - Register of Toxic Effect of Chemical Substances

N',N',N'- TRICHLOROISOCYANURIC ACID	Health and Safety Information
	<p>Asthma-like symptoms may continue for months or even years after exposure to the material ends. This may be due to a non-allergic condition known as reactive airways dysfunction syndrome (RADS) which can occur after exposure to high levels of highly irritating compound. Main criteria for diagnosing RADS include the absence of previous airways disease in a non-atopic individual, with sudden onset of persistent asthma-like symptoms within minutes to hours of a documented exposure to the irritant. Other criteria for diagnosis of RADS include a reversible airflow pattern on lung function tests, moderate to severe bronchial hyperreactivity on methacholine challenge testing, and the lack of minimal lymphocytic inflammation, without eosinophilia. RADS (or asthma) following an irritating inhalation is an infrequent disorder with rates related to the concentration of and duration of exposure to the irritating substance. On the other hand, industrial bronchitis is a disorder that occurs as a result of exposure due to high concentrations of irritating substance (often particles) and is completely reversible after exposure ceases. The disorder is characterized by difficulty breathing, cough and mucus production.</p> <p>The material may produce severe irritation to the eye causing pronounced inflammation. Repeated or prolonged exposure to irritants may produce conjunctivitis.</p> <p>The material may cause skin irritation after prolonged or repeated exposure and may produce a contact dermatitis (nonallergic). This form of dermatitis is often characterised by skin redness (erythema) and swelling the epidermis. Histologically there may be intercellular oedema of the spongy layer (spongiosis) and intracellular oedema of the epidermis.</p>

Acute Toxicity	✓	Carcinogenicity	✗
Skin Irritation/Corrosion	✓	Reproductivity	✗
Serious Eye Damage/Irritation	✓	STOT - Single Exposure	✓
Respiratory or Skin sensitisation	✗	STOT - Repeated Exposure	✗
Mutagenicity	✗	Aspiration Hazard	✗

**Legend:** ✗ – Data either not available or does not fill the criteria for classification  
 ✓ – Data available to make classification

## SECTION 12 Ecological information

### Toxicity

5 in 1 Tablets	Endpoint	Test Duration (hr)	Species	Value	Source
	Not Available	Not Available	Not Available	Not Available	Not Available

N',N',N'- trichloroisocyanuric acid	Endpoint	Test Duration (hr)	Species	Value	Source
	BCF	1008h	Fish	<0.1	7
	NOEC(ECx)	96h	Fish	0.056mg/l	2
	EC50	72h	Algae or other aquatic plants	>100mg/l	2
	EC50	48h	Crustacea	0.16-0.18mg/L	4
	LC50	96h	Fish	0.06-0.11mg/L	4
	EC50	96h	Algae or other aquatic plants	655mg/l	2

**Legend:** Extracted from 1. IUCLID Toxicity Data 2. Europe ECHA Registered Substances - Ecotoxicological Information - Aquatic Toxicity 4. US EPA, Ecotox database - Aquatic Toxicity Data 5. ECETOC Aquatic Hazard Assessment Data 6. NITE (Japan) - Bioconcentration Data 7. METI (Japan) - Bioconcentration Data 8. Vendor Data

On the basis of the available evidence concerning properties and predicted or observed environmental fate and behavior, the material may present a danger to the structure and/ or functioning of the stratospheric ozone layer.

Very toxic to aquatic organisms, may cause long-term adverse effects in the aquatic environment.

Do NOT allow product to come in contact with surface waters or to intertidal areas below the mean high water mark. Do not contaminate water when cleaning equipment or disposing of equipment wash-waters.

Wastes resulting from use of the product must be disposed of on site or at approved waste sites.

**DO NOT discharge into sewer or waterways.**

### Persistence and degradability

Ingredient	Persistence: Water/Soil	Persistence: Air
N',N',N'- trichloroisocyanuric acid	HIGH	HIGH

### Bioaccumulative potential

Continued...

Ingredient	Bioaccumulation
N',N',N'- trichloroisocyanuric acid	LOW (BCF = 0.5)



**Mobility in soil**

Ingredient	Mobility
N',N',N'- trichloroisocyanuric acid	LOW (KOC = 48.36)

**SECTION 13 Disposal considerations****Waste treatment methods**

<b>Product / Packaging disposal</b>	<ul style="list-style-type: none"> <li>▶ Containers may still present a chemical hazard/ danger when empty.</li> <li>▶ Return to supplier for reuse/ recycling if possible.</li> </ul> <p>Otherwise:</p> <ul style="list-style-type: none"> <li>▶ If container can not be cleaned sufficiently well to ensure that residuals do not remain or if the container cannot be used to store the same product, then puncture containers, to prevent re-use, and bury at an authorised landfill.</li> <li>▶ Where possible retain label warnings and SDS and observe all notices pertaining to the product.</li> <li>▶ <b>DO NOT allow wash water from cleaning or process equipment to enter drains.</b></li> <li>▶ It may be necessary to collect all wash water for treatment before disposal.</li> <li>▶ In all cases disposal to sewer may be subject to local laws and regulations and these should be considered first.</li> <li>▶ Where in doubt contact the responsible authority.</li> </ul> <p>For small quantities of oxidising agent:</p> <ul style="list-style-type: none"> <li>▶ Cautiously acidify a 3% solution to pH 2 with sulfuric acid.</li> <li>▶ Gradually add a 50% excess of sodium bisulfite solution with stirring.</li> <li>▶ Add a further 10% sodium bisulfite.</li> <li>▶ If no further reaction occurs (as indicated by a rise in temperature) cautiously add more acid.</li> </ul>
-------------------------------------	--

**SECTION 14 Transport information****Labels Required**

	
<b>Marine Pollutant</b>	
<b>HAZCHEM</b>	1W

**Land transport (ADG)**

<b>UN number</b>	2468	
<b>UN proper shipping name</b>	TRICHLOROISOCYANURIC ACID, DRY	
<b>Transport hazard class(es)</b>	Class	5.1
	Subrisk	Not Applicable
<b>Packing group</b>	II	
<b>Environmental hazard</b>	Environmentally hazardous	
<b>Special precautions for user</b>	Special provisions	Not Applicable
	Limited quantity	1 kg

**Air transport (ICAO-IATA / DGR)**

<b>UN number</b>	2468	
<b>UN proper shipping name</b>	Trichloroisocyanuric acid, dry	
<b>Transport hazard class(es)</b>	ICAO/IATA Class	5.1
	ICAO / IATA Subrisk	Not Applicable
	ERG Code	5L
<b>Packing group</b>	II	
<b>Environmental hazard</b>	Environmentally hazardous	
<b>Special precautions for user</b>	Special provisions	Not Applicable
	Cargo Only Packing Instructions	562
	Cargo Only Maximum Qty / Pack	25 kg

Passenger and Cargo Packing Instructions	558
Passenger and Cargo Maximum Qty / Pack	5 kg
Passenger and Cargo Limited Quantity Packing Instructions	Y544
Passenger and Cargo Limited Maximum Qty / Pack	2.5 kg

**Sea transport (IMDG-Code / GGVSee)**

<b>UN number</b>	2468		
<b>UN proper shipping name</b>	TRICHLOROISOCYANURIC ACID, DRY		
<b>Transport hazard class(es)</b>	IMDG Class	5.1	
	IMDG Subrisk	Not Applicable	
<b>Packing group</b>	II		
<b>Environmental hazard</b>	Marine Pollutant		
<b>Special precautions for user</b>	EMS Number	F-A, S-Q	
	Special provisions	Not Applicable	
	Limited Quantities	1 kg	

**Transport in bulk according to Annex II of MARPOL and the IBC code**

Not Applicable

**Transport in bulk in accordance with MARPOL Annex V and the IMSBC Code**

Product name	Group
N',N',N'- trichloroisocyanuric acid	Not Available

**Transport in bulk in accordance with the ICG Code**

Product name	Ship Type
N',N',N'- trichloroisocyanuric acid	Not Available

**SECTION 15 Regulatory information****Safety, health and environmental regulations / legislation specific for the substance or mixture****N',N',N'- trichloroisocyanuric acid is found on the following regulatory lists**

Australia Hazardous Chemical Information System (HCIS) - Hazardous Chemicals  
 Australia Standard for the Uniform Scheduling of Medicines and Poisons (SUSMP) - Schedule 5

Australia Standard for the Uniform Scheduling of Medicines and Poisons (SUSMP) - Schedule 6  
 Australian Inventory of Industrial Chemicals (AIIC)

**National Inventory Status**

National Inventory	Status
Australia - AIIC / Australia Non-Industrial Use	Yes
Canada - DSL	Yes
Canada - NDSL	No (N',N',N'- trichloroisocyanuric acid)
China - IECSC	Yes
Europe - EINEC / ELINCS / NLP	Yes
Japan - ENCS	Yes
Korea - KECI	Yes
New Zealand - NZIoC	Yes
Philippines - PICCS	Yes
USA - TSCA	Yes
Taiwan - TCSI	Yes
Mexico - INSQ	Yes
Vietnam - NCI	Yes
Russia - FBEPH	Yes

**Legend:**

Yes = All CAS declared ingredients are on the inventory

No = One or more of the CAS listed ingredients are not on the inventory. These ingredients may be exempt or will require registration.

**SECTION 16 Other information**

<b>Revision Date</b>	26/10/2022
<b>Initial Date</b>	27/10/2017

Version	Date of Update	Sections Updated
4.1	07/03/2020	Classification change due to full database hazard calculation/update.
5.1	26/10/2022	Acute Health (eye), Acute Health (inhaled), Advice to Doctor, Appearance, Chronic Health, Classification, Environmental, Exposure Standard, Fire Fighter (fire/explosion hazard), First Aid (inhaled), Personal Protection (Respirator), Personal Protection (hands/feet), Spills (major), Spills (minor), Storage (storage incompatibility), Storage (storage requirement), Storage (suitable container), Use

#### Other information

Classification of the preparation and its individual components has drawn on official and authoritative sources as well as independent review by the Chemwatch Classification committee using available literature references.

The SDS is a Hazard Communication tool and should be used to assist in the Risk Assessment. Many factors determine whether the reported Hazards are Risks in the workplace or other settings. Risks may be determined by reference to Exposures Scenarios. Scale of use, frequency of use and current or available engineering controls must be considered.

#### Definitions and abbreviations

PC—TWA: Permissible Concentration-Time Weighted Average  
 PC—STEL: Permissible Concentration-Short Term Exposure Limit  
 IARC: International Agency for Research on Cancer  
 ACGIH: American Conference of Governmental Industrial Hygienists  
 STEL: Short Term Exposure Limit  
 TEEL: Temporary Emergency Exposure Limit.  
 IDLH: Immediately Dangerous to Life or Health Concentrations  
 ES: Exposure Standard  
 OSF: Odour Safety Factor  
 NOAEL :No Observed Adverse Effect Level  
 LOAEL: Lowest Observed Adverse Effect Level  
 TLV: Threshold Limit Value  
 LOD: Limit Of Detection  
 OTV: Odour Threshold Value  
 BCF: BioConcentration Factors  
 BEI: Biological Exposure Index  
 AIIC: Australian Inventory of Industrial Chemicals  
 DSL: Domestic Substances List  
 NDSL: Non-Domestic Substances List  
 IECSC: Inventory of Existing Chemical Substance in China  
 EINECS: European INventory of Existing Commercial chemical Substances  
 ELINCS: European List of Notified Chemical Substances  
 NLP: No-Longer Polymers  
 ENCS: Existing and New Chemical Substances Inventory  
 KECI: Korea Existing Chemicals Inventory  
 NZIoC: New Zealand Inventory of Chemicals  
 PICCS: Philippine Inventory of Chemicals and Chemical Substances  
 TSCA: Toxic Substances Control Act  
 TCST: Taiwan Chemical Substance Inventory  
 INSQ: Inventario Nacional de Sustancias Químicas  
 NCI: National Chemical Inventory  
 FBEPH: Russian Register of Potentially Hazardous Chemical and Biological Substances

This document is copyright.

Apart from any fair dealing for the purposes of private study, research, review or criticism, as permitted under the Copyright Act, no part may be reproduced by any process without written permission from CHEMWATCH.

TEL (+61 3) 9572 4700.