

X-PRO SERIES CARTRIDGE FILTERS



COMPACT
DESIGN



TROUBLE-FREE
MAINTENANCE



UV
PROTECTED



WATER
SAVING




Neptune
for swimming pools

X-PRO

SCAN FOR
MORE INFO



Neptune X-Pro Cartridge Filters combine superior water filtration with ease of operation and corrosion-free construction. They utilise reusable, reinforced polyester filter cartridge elements to provide a high degree of water clarity and long filter cycles with minimal maintenance.



Compact, Low Height Design

The Neptune X-Pro Cartridge Filters are designed for those with limited space and are suitable for any pool and spa.

Eco Friendly

Say goodbye to backwashing. Simply clean the cartridge element with a hose, and save on water and chemicals.

Trouble-Free Maintenance

The knee-height rigid tank allows for easy cartridge replacement and a large water drain for fast & easy cleaning and winterisation.

Exceptional Cartridge Element

The cartridge elements provide a large filtration surface, trapping more dirt and debris. Engineered with ABS and a fracture-resistant band ensuring high durability, extended filtration cycles and easy cleaning. Maintains water clarity and strenuous filtration while enhancing water flow.



Max Working Pressure

50psi / 3.4 bar.



Smart Pressure Gauge

Indicates when the cartridge filter needs servicing.



Large Water Drain

For fast and easy cleaning and winterisation.



UV Protected

UV resistant tank.



High Durability

Built with high strength durable materials for a longer product life.



Cleaner Water

Filters finer dirt particles down to 15 microns.

SINGLE ELEMENT

For Domestic Pools & Spas

With filtration ratings of up to 454L/min, the single element cartridge filters are designed for continuous or intermittent operation, for installation above or below the pool waterline, and are suitable for fresh or salt water domestic swimming pools or spas.

3 Models Available

CF100X - 100sq ft / 9.29m²


CF150X - 150sq ft / 13.94m²

CF200X - 200sq ft / 18.58m²

Air Relief Valve



Easy Grip Lid Handle



Quick Release Locking Ring



MULTI-ELEMENT

For Domestic & Commercial Pools & Spas

Equipped with 4 cartridge filter elements providing filtration ratings of up to 568L/min, the multi-element cartridge filters are designed for continuous or intermittent operation, for installation above or below the pool waterline, and are suitable for fresh or salt water swimming pools or spas in both domestic and commercial applications.

2 Models Available

CFM330X - 330sq ft / 30.73m²

CFM530X - 530sq ft / 49.19m²

Detachable Grip Handle



Large Flow Air Relief Valve



3-In-1 Heavy Duty Robust Clamp Kit



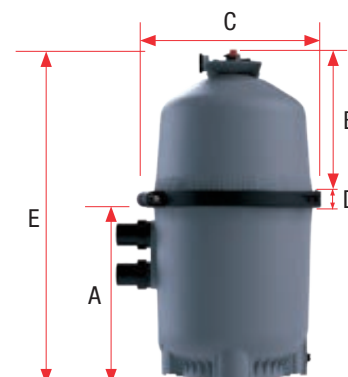
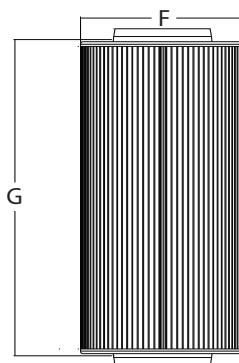

SINGLE ELEMENT CARTRIDGE FILTER

TECHNICAL INFORMATION			
Maximum Working Pressure		50psi / 3.4 bar	
Maximum Water Temperature		40°C	
Model	Filter Area	Pipe Size	Max Flow Rate
CF100X	100sq ft / 9.29m ²	1.5" / 40mm 2" / 50mm	379L/min
CF150X	150sq ft / 13.94m ²	1.5" / 40mm 2" / 50mm	454L/min
CF200X	200sq ft / 18.58m ²	1.5" / 40mm 2" / 50mm	454L/min

PRODUCT INFORMATION	
Description	Model
100 Square Foot Neptune X-Pro Cartridge Filter	CF100X
150 Square Foot Neptune X-Pro Cartridge Filter	CF150X
200 Square Foot Neptune X-Pro Cartridge Filter	CF200X

PRODUCT DIMENSIONS					
Model	A (mm)	B (mm)	C (mm)	D (mm)	E (mm)
CF100X	530.5	230	464	82	827
CF150X	530.5	315	464	82	912
CF200X	530.5	438	464	82	1034

CARTRIDGE FILTER ELEMENTS				
Model	Element Code	F (mm)	G (mm)	Micron (µm)
Fits CF100X	RE175	Φ279	508	≤15
Fits CF150X	RE176	Φ279	584	≤15
Fits CF200X	RE177	Φ279	711	≤15



MULTI-ELEMENT CARTRIDGE FILTER

TECHNICAL INFORMATION			
Maximum Working Pressure		50psi / 3.4 bar	
Maximum Water Temperature		40°C	
Model	Filter Area	Pipe Size	Max Flow Rate
CFM330X	330sq ft / 30.73m ²	1.5" / 40mm 2" / 50mm	468L/min
CFM530X	530sq ft / 49.19m ²	1.5" / 40mm 2" / 50mm	568L/min

PRODUCT INFORMATION	
Description	Model
330 Square Foot Neptune X-Pro Cartridge Filter	CFM330X
530 Square Foot Neptune X-Pro Cartridge Filter	CFM530X

PRODUCT DIMENSIONS					
Model	A (mm)	B (mm)	C (mm)	D (mm)	E (mm)
CFM330X	530	308	602	48.5	886
CFM530X	530	644	602	48.5	1223

CARTRIDGE FILTER ELEMENTS				
Model	Element Code	F (mm)	G (mm)	Micron (µm)
Fits CFM330X	RE190	Φ178	508	≤15
Fits CFM530X	RE191	Φ178	838	≤15



TANK*



PARTS*



AVAILABLE FROM YOUR
LOCAL POOL PRO STOCKIST

*Warranty T&C's apply.